



AMENDED AGENDA

METROPOLITAN BOARD OF PUBLIC EDUCATION

2601 Bransford Avenue, Nashville, TN 37204

Regular Meeting – January 28, 2020 – 5:00 p.m.

Anna Shepherd, Chair

- I. CONVENE and ACTION
 - A. Call to Order
 - B. Pledge of Allegiance
 - C. Quorum Validation
 - D. Adoption of the Agenda

- II. AWARDS AND RECOGNITIONS
 - A. Top 300 Scholar National Regeneration Science Talent Search
 - a. Mert Sekmen – MLK Magnet High and School of Science and Math at Vanderbilt

- III. GOVERNANCE ISSUES- OUR ORGANIZATION
 - A. Actions
 1. Consent
 - a. Approval of Minutes – 12/10/2019 – Regular Minutes
 - b. Recommended Approval of Memorandum of Understanding (MOU) between MNPS and Metro Board of Parks and Recreation (MBPR)
 - c. Awarding of Purchases and Contracts
 1. A&S Electric, Inc.
 2. CDW-G (2 contracts)
 3. Herff Jones LLC
 4. Hiller LLC
 5. IN2 Electric LLC
 6. Liberty Electrical Contracting Company, Inc.
 7. Personal Computer Systems, Inc.
 8. Raptor Technologies LLC
 9. Taylor Music, Inc.
 10. Voyager Sopris Learning, Inc.
 - d. Legal Settlement Claim L-16743 (\$425,000)
 - e. **Teacher Tenure 2020**
 - f. **Capital Needs Budget 2020-2030**

- IV. DIRECTOR'S REPORT
 - A. SEL Update

- V. COMMITTEE REPORTS

- VI. BOARD CHAIR'S REPORT

- VII. ANNOUNCEMENTS

METROPOLITAN BOARD OF PUBLIC EDUCATION MEETING – December 10, 2019

Members present –Amy Frogge (vice-chair), Christiane Buggs (5:05 p.m.), Rachael Anne Elrod (arrived at 5:15 p.m.), (arrived at 5:15 p.m.), Jill Speering, Fran Bush, Freda Player-Peters, Gini Pupo-Walker, Adrienne Battle

Members absent - Anna Shepherd (chair), Sharon Gentry

Meeting called to order at 5:00 p.m.

CONVENE and ACTION

- A. Call to Order
Ms. Frogge called the meeting to order.
- B. Pledge of Allegiance led by Sean Braisted, Executive Officer of Communications and Community Engagement.
- C. **Motion to amend the agenda to allow Dr. Battle to make a brief statement before Public Participation.
By Amy Frogge, seconded Jill Speering
Motion Passes
7-0 – Unanimous**

AND THE GOOD NEWS IS...

- A. Glenclyff High School Ambassadors gave the Board a brief update on their school academies.
- B. Overton High School displayed artwork during the Board meeting.
- C. STEM Prep Charter Schools choir performed prior to the Board meeting.

AWARDS AND RECOGNITIONS

- A. Pearl-Cohn Entertainment Magnet High School Football Team – The Board and Dr. Battle congratulated the football team for achieving an undefeated season and becoming State Runner in the State Championship game.
- B. Hume Award – The Board and Dr. Battle congratulated Wesley Schelling, MLK Magnet High School student for receiving the Hume Award.

PUBLIC PARTICIPATION

Dr. Battle made a brief statement concerning the Wage Theft accusations against MNPS vendors.

- A. Vivian Wilhoite – Ms. Wilhoite addressed the Board concerning a curriculum she developed teaching students about property assessments.
- B. Chris Moth – Mr. Moth addressed the Board concerning the Board's vote to expand Valor Charter School.

- C. Elizabeth Hines – Ms. Hines addressed the Board concerning an issue that occurred while she was serving as a substitute teacher.
- D. Armando Arzate – Mr. Arzate addressed the Board concerning payment for his company’s work through a vendor on a MNPS school.
- E. Armando Arzate Jr – Mr. Arzate addressed the Board concerning payment for construction work through a vendor on a MNPS school.
- F. Rafael Medina – Mr. Medina addressed the Board concerning payment for construction work through a vendor on a MNPS school.
- G. Carlos Aquino – Mr. Aquino addressed the Board concerning payment for construction work through a vendor on a MNPS school.
- H. Catarino Hernandez- Mr. Hernandez addressed the Board concerning payment for construction work through a vendor on a MNPS school.
- I. Jaime Marquez - Mr. Marquez addressed the Board concerning payment for construction work through a vendor on a MNPS school.
- J. Eduardo Galan – Mr. Galan addressed the Board concerning payment for construction work through a vendor on a MNPS school.
- K. Jack Willey – Mr. Willey addressed the Board concerning payment for construction work through a vendor on a MNPS school.
- L. Bobbi Negron – Ms. Negron addressed the Board concerning issues of payment for construction work through a vendor on a MNPS school.
- M. Rachel Ternes – Mr. Ternes addressed the Board concerning payment for construction work through a vendor on a MNPS school.
- N. Molly Williams – Ms. Williams addressed the Board concerning payment for construction work through a vendor on a MNPS school.
- O. Andrew Reckard – Mr. Reckard addressed the Board concerning payment for construction work through a vendor on a MNPS school.
- P. Kelly Ann Graff – Ms. Graff addressed the Board concerning payment for construction work through a vendor on a MNPS school.
- Q. James Robinson – Mr. Robinson addressed the Board concerning Rocketship charter school.
- R. Abby Spaulding – Ms. Spaulding addressed the Board concerning Rocketship charter school.
- S. Amanda Kail – Ms. Kail addressed the Board concerning Collaborative Conferencing and Worker’s Dignity.

GOVERNANCE ISSUES

- A. 1. Consent
 - a. **Approval of Minutes – 10/22/2019 – Regular Meeting**
 - b. **Awarding of Purchases and Contracts**
 - 1. **Allovue, Inc.**
 - 2. **Barnes & Noble**
 - 3. **Beanstack Inc.**
 - 5. **Didax Inc.**
 - 6. **Educators Publishing Services dba School Specialty**
 - 7. **Ford of Murfreesboro**
 - 8. **Great Minds, LLC**

- 9. **NOTES for EDUCATION, Inc.**
- 10. **Performance Management Services, LLC**
- c. **CLASS Agreement**
- d. **Fiscal Year 2019-2020 Operating Budget Amendment**
- 4. **Center for Guided Montessori Studies, Inc.**

Motion to approve the consent agenda.

By Jill Speering, seconded Amy Frogge

Motion Passes

Vote: 7-0 Unanimous

2. Rocketship Nashville #3 Appeal Charter Application

Motion to deny local governance of Rocketship Nashville #3 appeal.

By Rachael Anne Elrod, seconded Gini Pupo-Walker

Motion Passes

VOTE: 5-2 (No, Gini Pupo Walker and Fran Bush) Unanimous

BOARD COMMITTEE REPORT

A. Gini Pupo Walker gave a brief Budget and Finance committee report.

ANNOUNCEMENTS

- A. Rachael Anne Elrod announced that Two Rivers Middle School pack boxes for the HERO program and that the Mayor’s Night Out would be held at Shayne Elementary on December 12th.
- B. Gini Pupo-Walker thanked Cory Harkey the Board’s Metro Legal for her service to MNPS and wished her well in her new position. She also announced: Abbey Kucher And Osha Merchanson, Hillsboro High School students were chosen to work with News Channel 5, on a national new Literacy Campaign, also Alan Cook, a student at Hillsboro High School made the All-state Band in five different instruments.
- C. Christiane Buggs announced that the Nashville Chamber Education Report Card would be released next week. Southern Word organization will hold a show case in the coming weeks.
- D. Freda Player-Peters thanked Whitsitt Elementary for creating a Holiday Store for parents.

Ms. Frogge adjourned the meeting at 7:09 p.m.



Chris M. Henson

Anna Shepherd

Date

Board Secretary

Board Chair

GOVERNANCE ISSUES

A. ACTIONS

1. CONSENT

b. RECOMMENDED APPROVAL OF MEMORANDUM OF UNDERSTANDING (MOU) BETWEEN MNPS AND METRO BOARD OF PARKS AND RECREATION (MBPR)

It is requested that the Board of Education approve an MOU with the Metro Board of Parks and Recreation for the following:

1. Use by Napier Elementary School of the gymnasium at Napier Community Center from 8am to 4pm on weekdays.
2. Use by the Napier Community Center of the cafeteria at Napier Elementary School from 11am to 2pm during the school's summer break.
3. Napier Elementary School is to provide custodial services for the hours they use the gymnasium at Napier Community Center.

It is recommended that this MOU be approved.

Legality approved by Metro Department of Law.

FUNDING: N/A

DATE: January 28, 2020

GOVERNANCE ISSUES

A. ACTIONS

1. CONSENT

c. AWARDING OF PURCHASES AND CONTRACTS

1. VENDOR: A & S Electric, Inc.

SERVICE/GOODS (SOW): To provide electrical service to MNPS on an as-needed basis. This includes furnishing all supervision, transportation, labor, and as-needed material and equipment to provide emergency repair, routine repair, and replacement services for electrical equipment in schools and administrative offices, as requested, district-wide.

SOURCING METHOD: ITB 20-5

TERM: January 29, 2020 through January 28, 2025

FOR WHOM: All MNPS

COMPENSATION: Contractor shall be paid in accordance with Attachment C of the contract.

Total compensation under this contract is not to exceed \$500,000.

OVERSIGHT: Facility Planning & Construction

EVALUATION: Quality and timeliness of services provided.

MBPE CONTRACT NUMBER: 7492159

SOURCE OF FUNDS: Operating Budget

GOVERNANCE ISSUES

A. ACTIONS

1. CONSENT

c. AWARDING OF PURCHASES AND CONTRACTS

2. VENDOR: CDW-G

SERVICE/GOODS (SOW): Purchase of Dell Servers to update current MNPS Data Warehouse hardware

SOURCING METHOD: Sourcewell Cooperative

TERM: January 29, 2020 through June 30, 2020

FOR WHOM: Technology & Information Services

COMPENSATION: Total compensation under this purchase will not exceed \$26,500.

OVERSIGHT: Technology & Information Services

EVALUATION: Quality support and performance of hardware provided.

MBPE CONTRACT NUMBER: Sourcewell # 081419-CDW

SOURCE OF FUNDS: Capital Budget

c. AWARDING OF PURCHASES AND CONTRACTS

2. VENDOR: CDW-G

SERVICE/GOODS (SOW): Purchase of the Knowbe4 Phishing Simulation and Security awareness subscriptions. Almost all recent information security breaches have a phishing component. To reduce the risk of a breach, we plan to use this tool to educate our staff and students identify phishing e-mails.

SOURCING METHOD: Sourcewell Cooperative

TERM: February 1, 2020 through January 31, 2021

FOR WHOM: All MNPS

COMPENSATION: Total compensation under this purchase will not exceed \$60,000.

OVERSIGHT: Technology & Information Services

EVALUATION: Quality of products and timeliness delivery.

MBPE CONTRACT NUMBER: Sourcewell # 081419-CDW

SOURCE OF FUNDS: Capital Budget

GOVERNANCE ISSUES

A. ACTIONS

1. CONSENT

c. AWARDING OF PURCHASES AND CONTRACTS

3. VENDOR: Herff Jones, LLC

SERVICE/GOODS (SOW): For the provision of diploma covers and appropriate seals.

SOURCING METHOD: Invitation to Bid (ITB)

TERM: January 29, 2020 through January 28, 2025

FOR WHOM: School Counseling

COMPENSATION: Total compensation under this purchase will not exceed \$80,000.

OVERSIGHT: School Counseling

EVALUATION: Quality of goods provided.

MBPE CONTRACT NUMBER: 7492657

SOURCE OF FUNDS: Operating Budget

GOVERNANCE ISSUES

A. ACTIONS

1. CONSENT

c. AWARDING OF PURCHASES AND CONTRACTS

4. VENDOR: Hiller, LLC

SERVICE/GOODS (SOW): Amendment #1 changes the contract number from 2-419463-00 to 7491064 and extends the term of the contract until August 19, 2023. As part of Amendment #1, Contractor will provide MNPS with a license to use the name and intellectual property of Contractor at John Overton High School, and MNPS will provide Contractor with exclusive naming rights for the Academy of Engineering with the Hiller Tradesmen of Tomorrow Pathway at John Overton High School. Contractor will provide in-kind donations of \$50,000 each year of the remaining contract. Contract is for the provision of an HVAC teacher for John Overton High School.

SOURCING METHOD: Amendment to a previously Board Approved Contract

TERM: January 29, 2020 through August 19, 2023

FOR WHOM: Academy of Engineering at John Overton High School

COMPENSATION: N/A

OVERSIGHT: CTE

EVALUATION: Quality of services provided.

MBPE CONTRACT NUMBER: 7491064

GOVERNANCE ISSUES

A. ACTIONS

1. CONSENT

c. AWARDING OF PURCHASES AND CONTRACTS

5. VENDOR: IN2 Electric LLC

SERVICE/GOODS (SOW): To provide electrical service to MNPS on an as-needed basis. This includes furnishing all supervision, transportation, labor, and as-needed material and equipment to provide emergency repair, routine repair, and replacement services for electrical equipment in schools and administrative offices, as requested, district-wide.

SOURCING METHOD: ITB 20-5

TERM: January 29, 2020 through January 28, 2025

FOR WHOM: All MNPS

COMPENSATION: Contractor shall be paid in accordance with Attachment C of the contract.

Total compensation under this contract is not to exceed \$500,000.

OVERSIGHT: Facility Planning & Construction

EVALUATION: Quality and timeliness of services provided.

MBPE CONTRACT NUMBER: 7492160

SOURCE OF FUNDS: Operating Budget

GOVERNANCE ISSUES

A. ACTIONS

1. CONSENT

c. AWARDING OF PURCHASES AND CONTRACTS

6. VENDOR: Liberty Electrical Contracting Company, Inc.

SERVICE/GOODS (SOW): To provide electrical service to MNPS on an as-needed basis. This includes furnishing all supervision, transportation, labor, and as-needed material and equipment to provide emergency repair, routine repair, and replacement services for electrical equipment in schools and administrative offices, as requested, district-wide.

SOURCING METHOD: ITB 20-5

TERM: January 29, 2020 through January 28, 2025

FOR WHOM: All MNPS

COMPENSATION: Contractor shall be paid in accordance with Attachment C of the contract.

Total compensation under this contract is not to exceed \$500,000.

OVERSIGHT: Facility Planning & Construction

EVALUATION: Quality and timeliness of services provided.

MBPE CONTRACT NUMBER: 7492161

SOURCE OF FUNDS: Operating Budget

GOVERNANCE ISSUES

A. ACTIONS

1. CONSENT

c. AWARDING OF PURCHASES AND CONTRACTS

7. VENDOR: Personal Computer Systems Inc.

SERVICE/GOODS (SOW): For the purchase and installation of twenty (20) Promethean Nickel Series Active Panels.

SOURCING METHOD: NCPA Cooperative

TERM Immediate purchase

FOR WHOM: Wright Middle School

COMPENSATION: Total compensation under this contract will not exceed \$33,123.

OVERSIGHT: Learning Technology

EVALUATION: Quality and timeliness of services provided.

MBPE CONTRACT NUMBER: NCPA 01-54

SOURCE OF FUNDS: Federal Funds - Priority School Grant

GOVERNANCE ISSUES

A. ACTIONS

1. CONSENT

c. AWARDING OF PURCHASES AND CONTRACTS

8. VENDOR: Raptor Technologies, LLC

SERVICE/GOODS (SOW): Contract for annual renewals for the school electronic visitor management system. This system allows schools to track school visitors, contractors, and volunteers by electronically logging them in at the main office and screening visitors against a national sex offender database and printing visitor badges with photos.

SOURCING METHOD: General Services Administration (GSA) Cooperative

TERM January 1, 2020 through February 1, 2024

FOR WHOM: MNPS Schools, Administration, and Martin Professional Development Center

COMPENSATION: Annual fee: \$74,550

Total compensation under this contract is not to exceed \$375,000.

OVERSIGHT: School Safety & Security

EVALUATION: Quality of services provided.

MBPE CONTRACT NUMBER: 7492961

SOURCE OF FUNDS: Capital Funds

GOVERNANCE ISSUES

A. ACTIONS

1. CONSENT

c. AWARDING OF PURCHASES AND CONTRACTS

9. VENDOR: Taylor Music, Inc.

SERVICE/GOODS (SOW): Contractor to provide various band instruments to MNPS schools on an as-needed basis.

SOURCING METHOD: ITB 27016

TERM: January 29, 2020 through January 28, 2021

FOR WHOM: Students in MNPS music programs

COMPENSATION: Contractor shall be paid in accordance with Exhibit A of the contract.

Total compensation under this contract is not to exceed \$50,000.

OVERSIGHT: Visual & Performing Arts

EVALUATION: Quality of products and timeliness of delivery.

MBPE CONTRACT NUMBER: 7492715

SOURCE OF FUNDS: Operating Budget

GOVERNANCE ISSUES

A. ACTIONS

1. CONSENT

c. AWARDING OF PURCHASES AND CONTRACTS

10. VENDOR: Voyager Sopris Learning, Inc.

SERVICE/GOODS (SOW): Amendment #1 to switch the contract number over to the new contract #7486073 and increase the total compensation of the contract by \$400,000. Contract is to provide LANGUAGE! Live for literacy intervention and TransMath for math intervention curriculum, including all associated subscriptions/licenses, materials, and/or professional development training for any MNPS school.

SOURCING METHOD: Amendment of a Previously Board Approved Contract

TERM: January 29, 2020 through February 29, 2024

FOR WHOM: All MNPS Schools

COMPENSATION: Amendment #1 increases the total compensation by \$400,000.

Total compensation under this contract is not to exceed \$600,000.

OVERSIGHT: Curriculum & Instruction and Exceptional Education

EVALUATION: Quality of the products and trainings provided. Effectiveness of the products and trainings in classroom application.

MBPE CONTRACT NUMBER: 2-00731-01A1

SOURCE OF FUNDS: Various

Tenure Eligibility

Tenure

Tenure is an employment status other than probation (non-tenured) that an eligible certificated educator may be under while teaching in a public school.

Tenure Eligibility

Tenure eligibility is determined according to Tennessee state law, TCA 49-5-501 and TCA 49-5-504(a) requires teachers, otherwise qualified for tenure status, to meet the following criteria¹ to earn tenure:

- 1) 5 years of MNPS service (within the most recent 7 years); and
- 2) Overall level of effectiveness scores (from state approved (TEAM) evaluation model) of 4 or 5 from the most recent two years of service.

Tenured educators with a break in service having left and since returned to the district must serve a two year probation period of service upon their return in order to again be eligible for tenure.²

Tenure Approval Process

Tenure is awarded to educators by approval of the MNPS board of education. The list of eligible educators for any academic year is prepared for board approval after TEAM Level of Effectiveness scores are finalized for that eligibility year. (The level of effectiveness requirement does not apply for returning tenured educators.) All educators who are awarded tenure receive an award letter mailed to their address on file with MNPS Human Resources and submitted to their employee personnel file.

Tenure Revocation

Tenure revocation is determined according to Tennessee state law, TCA 49-5-504(e). Any teacher, who acquired tenure status after July 1, 2011, shall be returned to probationary (non-tenured) status if the teacher demonstrates an overall level of effectiveness scores (from the TEAM evaluation model) of 1 or 2 from the most recent two consecutive years of service.

Educators who are returned to probationary (non-tenured) status must receive two years of overall level of effectiveness scores of 4 or 5 in order to again be eligible for tenure.

Tenure Revocation Process

Tenure designation is revoked from affected educators pursuant to state law by authorization of the MNPS Director of Schools. The list of affected educators for any academic year is prepared for the Director's authorization after TEAM Level of Effectiveness scores are finalized for that eligibility year. All educators whose employment status is returned to probationary (non-tenured) status receive a notification mailed to their address on file with MNPS Human Resources and submitted to their employee personnel file.

Additional Information

For more information about Tennessee teacher tenure law, please review the following resources:

- [Tennessee Code 49 – 5 – 501](#)
- [FAQ, Teacher Tenure Law](#) (Tennessee Department of Education)

¹ Educators awarded tenure prior to July 1, 2011 were subject to different eligibility criteria.

² No specific performance requirement is expressly provided in law.

Educators Eligible for Tenure Pending Board of Education Approval January 2020

Educators are eligible for tenure in Tennessee when they have completed a probationary period of 5 years (45 months) within a seven year period and have received a TEAM evaluation composite score (overall Level of Effectiveness score) of 4 (above expectations) or 5 (significantly above expectations) for the last two years of the probationary period as a non-tenured teacher (Tennessee Code Annotated 49-5-503). As well, educators are eligible for tenure re-instatement when they have served a two-year probationary term after moving from tenured status to probationary status.

We are pleased to present the following 247 educators who meet eligibility requirements to receive tenure in Metro Nashville Public Schools. Educators are listed with their teaching license number. We commend them for their outstanding performance in the classroom and commitment to our district.

| Name | TN License # | Location/Department |
|-------------------------------|---------------------|--------------------------------------|
| Abernathy, Ashly Monique Gunn | 618538 | MNPS Martin Luther King Jr. Magnet |
| Agyemang, Daniel Teye | 257888 | MNPS Martin Luther King Jr. Magnet |
| Akers, Lauren Kathryn | 594992 | MNPS Ross Early Learning Center |
| Anderson, Nora Grace | 620976 | MNPS Thomas A. Edison Elementary |
| Argo, Allison Joy | 232558 | MNPS Paragon Mills Elementary |
| Austin, Mychal Porter | 621791 | MNPS Hull-Jackson Elementary |
| Babiry, Ghariba Ramazan | 544878 | MNPS Cambridge Early Learning Center |
| Bailey, Keri Lynn | 619582 | MNPS Ruby Major Elementary |
| Baker, Amanda | 538363 | MNPS Ruby Major Elementary |
| Baker, Megan E | 529291 | MNPS Head Magnet Middle |
| Ball, Robert Lee Masters | 619574 | MNPS ELL |
| Bartus, Michael James | 620622 | MNPS Martin Luther King Jr. Magnet |
| Beasley, Tavia Alysia | 526860 | MNPS John Early Middle |
| Bell, Laurel Anne | 612958 | MNPS Percy Priest Elementary |
| Bell, Michael D | 620213 | MNPS John Overton High |
| Bello, Andrew H | 541328 | MNPS Paragon Mills Elementary |
| Bervoets, Lori Willie | 253496 | MNPS John Overton High |
| Blair, Jesse | 540422 | MNPS Hume-Fogg Magnet High |
| Bogema, Theresa Marie | 615925 | MNPS Bellevue Middle |
| Bolling, Nikki Hendricks | 563279 | MNPS Shwab Elementary |
| Bollinger, Julie A | 616027 | MNPS Hickman Elementary |
| Bolus, Jessica Rose | 607823 | MNPS Meigs Middle Magnet |
| Borleis, Anne | 200708 | MNPS Granbery Elementary |
| Box, Nakaya Ann | 510035 | MNPS DuPont Tyler Middle |
| Boze, Ashby P | 567116 | MNPS Hunters Lane High |
| Brady, Leah Noel | 576210 | MNPS Cole Elementary |
| Brantley, Carlie Lynn | 548732 | MNPS H. G. Hill Middle |
| Britt, Lisa Marie | 193172 | MNPS School Social Work |
| Broadway, Paige Suzanne | 600826 | MNPS Tusculum Elementary |
| Bryant, Latasha | 588840 | MNPS Margaret Allen Middle |
| Bueter, Samantha | 590789 | MNPS May Werthan Shayne Elementary |
| Bullock, Kimberly Jane | 548365 | MNPS Neely's Bend Elementary |
| Butler, Aimee B | 522970 | MNPS Andrew Jackson Elementary |
| Caj, Lili | 242910 | MNPS Martin Luther King Jr. Magnet |
| Cain, Elise Louise | 606684 | MNPS Cane Ridge Elementary |

| | | |
|-------------------------------|--------|--------------------------------------|
| Calzadilla, Saul Edurado | 592680 | MNPS John B. Whitsitt Elementary |
| Campagna, Alexis Marie | 615062 | MNPS DuPont Hadley Middle |
| Campbell, Tiffany Jean | 239517 | MNPS Neely's Bend Elementary |
| Carter, Angel Rechelle | 590549 | MNPS Lakeview Elementary |
| Chambers, Wilma Charese | 568831 | MNPS Antioch Middle |
| Chaparro, Carol Frances | 602828 | MNPS Hunters Lane High |
| Chatham, Jason Lee | 617105 | MNPS ELL |
| Cherry, Jennifer Houdeshell | 215326 | MNPS Goodlettsville Middle |
| Chisom, Shanequa Mallette | 564915 | MNPS Moses McKissack Middle |
| Chitwood, Jordan Michael | 553980 | MNPS Amqui Elementary |
| Christiansen, Mae Ann | 615500 | MNPS McGavock High |
| Clark, Kimberly Kirsten | 540495 | MNPS Eakin Elementary |
| Cliff, Jasmine N | 585304 | MNPS Cambridge Early Learning Center |
| Cody, Meaghan | 563841 | MNPS Hickman Elementary |
| Collins, Katherine Grace | 623535 | MNPS McMurray Middle |
| Collins, Latandra Gilmore | 589353 | MNPS John F. Kennedy Middle |
| Connelly, Lauren Blake | 598647 | MNPS Lockeland Elementary |
| Counts, Shirley Ann | 575351 | MNPS Napier Elementary EO |
| Covington, Shashawn | 534236 | MNPS Charlotte Park Elementary |
| Cox, Susan L | 590529 | MNPS Jones Elementary |
| Cross, Lovie P | 575609 | MNPS Hull-Jackson Elementary |
| Culver, Emily Kay | 622200 | MNPS Speech |
| Cypher, Kassandra Robinson | 592515 | MNPS Tulip Grove Elementary |
| Danley, Nicole | 585335 | MNPS Norman Binkley Elementary |
| Daugherty, Taylor Christine | 569074 | MNPS Julia Green Elementary |
| Davidson, Kimberly M | 554194 | MNPS Amqui Elementary |
| Davis, Valaria | 621198 | MNPS The Cohn Learning Center |
| Day, Jessica Danielle | 572985 | MNPS Glenclyff Elementary |
| Devere, Alexis | 578471 | MNPS Paragon Mills Elementary |
| Dixon, Lucy Jane | 602047 | MNPS West End Middle |
| Douglass, Erica | 536430 | MNPS Tulip Grove Elementary |
| Dye, Sharisse | 245220 | MNPS Stratford STEM Magnet High |
| Dyer, Tasha | 570004 | MNPS Neely's Bend Elementary |
| Eubanks, Michelle Faye | 559463 | MNPS Sylvan Park Elementary |
| Fair-Coplen, Chantre Deanise | 575429 | MNPS Hunters Lane High |
| Fallen, Jessica Rigney | 602191 | MNPS Westmeade Elementary |
| Ferguson, Jennifer Abel | 230398 | MNPS Hermitage Elementary |
| Fittz, Laura Leslie | 611945 | MNPS Glenclyff High |
| Flor, Christopher J | 589414 | MNPS Exceptional Education |
| Fogle, Kara Lindsey | 598731 | MNPS Lakeview Elementary |
| Fox, Zachary L | 605414 | MNPS Martin Luther King Jr. Magnet |
| Fullner, Isabel Delrocio | 585922 | MNPS Alex Green Elementary |
| Fulton-Blackburn, Kenya Cheri | 544789 | MNPS Cole Elementary |
| Gainey, Meghane B. | 601847 | MNPS Dodson Elementary |
| Gallagher, Allison Trickett | 622827 | MNPS Granbery Elementary |
| Galnasky, Sypal | 586864 | MNPS Cane Ridge High |
| Garner, Kelby House | 606341 | MNPS Metro Nashville Virtual School |
| Garrett, Kathryn Marie | 516182 | MNPS Isaac Litton Middle |
| Garrett, Lisa Monique | 529273 | MNPS Exceptional Education |

| | | |
|------------------------------|--------|--------------------------------------|
| Gaughan, Melissa E | 581732 | MNPS Harpeth Valley Elementary |
| Gerlach, Michael R | 197777 | MNPS Cane Ridge High |
| Gilbert, Janell Andrea | 569265 | MNPS Goodlettsville Middle |
| Golden, Erika Leigh | 612264 | MNPS McGavock High |
| Grayson, Delores | 575488 | MNPS Glenclyff Elementary |
| Greathouse, Laureen M | 166820 | MNPS Dan Mills Elementary |
| Green, Shay | 609095 | MNPS DuPont Tyler Middle |
| Greene, Terese M | 537637 | MNPS Donelson Middle |
| Griggs, Ambralin Nichole | 610826 | MNPS Granbery Elementary |
| Haas, Brady | 618545 | MNPS Thurgood Marshall Middle |
| Harris, Dwyla D | 545923 | MNPS Gower Elementary |
| Harwell, Abby Elizabeth | 609662 | MNPS Crieve Hall Elementary |
| Haugabook, Monica Nicole | 573581 | MNPS Tom Joy Elementary |
| Hawkins, Robert E | 598758 | MNPS May Werthan Shayne Elementary |
| Hayes, Kenlyn Maria | 588524 | MNPS Harpeth Valley Elementary |
| Head, Miles Thomas | 585441 | MNPS Joelton Elementary |
| Healy, Nicole Marie | 611688 | MNPS Middle College High |
| Henderson, Michael T | 538724 | MNPS John Trotwood Moore Middle |
| Hendrix, Kelicia Nicole | 593789 | MNPS Exceptional Education |
| Herko, Colleen Ann Collier | 619209 | MNPS Vision |
| Herndon, Alyssa Miller | 607916 | MNPS Glendale Elementary |
| Hicks, Crystal N | 607622 | MNPS Robert Churchwell Elementary |
| Hicks, Zachary David | 597056 | MNPS McGavock High |
| Hood, Mary | 536485 | MNPS Tusculum Elementary |
| Hopkins, Rebecca L | 593799 | MNPS Jones Elementary |
| Hubbell, Jayme Micca | 553241 | MNPS Robert E. Lillard Elementary |
| Hudson, Chelsea Elise | 602623 | MNPS Cambridge Early Learning Center |
| Hunt, Colin F | 615578 | MNPS John Trotwood Moore Middle |
| Hunt, Erin Marie | 587854 | MNPS McGavock High |
| Hylick, Camaiya | 557504 | MNPS Una Elementary |
| Jacobs , Ira Moore III | 619505 | MNPS Nashville School of the Arts |
| Jankowski, Kevin G | 580360 | MNPS William Henry Oliver Middle |
| Jasmin, Jennifer Gail | 529601 | MNPS Mount View Elementary |
| Jett, Amber | 623911 | MNPS School Social Work |
| Jones, Candise Lee | 593815 | MNPS Shwab Elementary |
| Kasuku Aluoch, Mercy A | 558477 | MNPS Hunters Lane High |
| Katsetos, Rebecca Ann Garner | 620851 | MNPS Eakin Elementary |
| Keen, John Scott | 574037 | MNPS Cane Ridge High |
| Kelley, Christina M | 616426 | MNPS Glenclyff Elementary |
| Kelton, Logan Paul | 576324 | MNPS Charlotte Park Elementary |
| Kilen, Laura K | 611611 | MNPS Glendale Elementary |
| King, Kristy M | 581818 | MNPS Pennington Elementary |
| King, Ryann | 619261 | MNPS Exceptional Education |
| Koudelka, Magdalena Anita | 586866 | MNPS Eagle View Elementary |
| Lauderdale, Tammy Denise | 586598 | MNPS Glenview Elementary |
| Lawrence, Stephen Thaddeus | 594071 | MNPS Speech |
| Lemay, Molly Burns | 568817 | MNPS Glenview Elementary |
| Lischwe, Benjamin J | 617083 | MNPS Meigs Middle Magnet |
| Littrell, Claudia Alyssa | 583657 | MNPS Curriculum and Instruction VS |

| | | |
|-------------------------------|--------|--|
| Lofties, Ashley Jacqueline | 617665 | MNPS Cambridge Early Learning Center |
| Lovell, Philip Edward | 600620 | MNPS Hume-Fogg Magnet High |
| Lowell, Samantha | 627166 | MNPS Thomas A. Edison Elementary |
| Macintyre, Robert Anthony | 606779 | MNPS Tulip Grove Elementary |
| Malone, Parris Ammiee -Nicole | 590586 | MNPS John Early Middle |
| Manson, Abby Brooke | 610043 | MNPS Goodlettsville Elementary |
| Marshall, Stephanie | 284144 | MNPS Nashville Big Picture High |
| Martin, Marisa Kelley | 507765 | MNPS Harpeth Valley Elementary |
| Maxwell, Julisa Sophia | 620396 | MNPS Cane Ridge High |
| Mayfield, Lindsey Carol | 559751 | MNPS Shwab Elementary |
| McClurg, Elizabeth Ann | 541225 | MNPS John Overton High |
| McCraw, Emily Law | 620746 | MNPS Granbery Elementary |
| McDowd, Abbey | 521421 | MNPS Hillwood High |
| McGinnis, Meredith Sue | 611035 | MNPS John Overton High |
| McKnight, Kelly | 623935 | MNPS Exceptional Education |
| McLemore, Katherine | 623484 | MNPS Smith Springs Elementary |
| McNelis, Sara Ann | 582149 | MNPS Ivanetta H. Davis Learning Center at Bordeaux |
| Merrick, Scott Gardner | 235612 | MNPS McMurray Middle |
| Meyers, Michelle L | 571554 | MNPS Henry C. Maxwell Elementary |
| Miller, Eleni M | 613428 | MNPS John Overton High |
| Mitchell, Rachel Ann | 521055 | MNPS Glenclyff Elementary |
| Mitchell, Timothy Daniel | 588259 | MNPS Cumberland Elementary |
| Mizell, Andrew | 556813 | MNPS Margaret Allen Middle |
| Mooney, Kimberly Mary | 622365 | MNPS John F. Kennedy Middle |
| Moore, Denecca Deshawn | 547618 | MNPS Exceptional Education |
| Moreno, Caitlin Maryanna | 588219 | MNPS Ruby Major Elementary |
| Morrow, Ashley Michele | 538980 | MNPS Paragon Mills Elementary |
| Mullins, Larisha F | 536438 | MNPS Napier Elementary EO |
| Mulvey, Holly Hurst | 545316 | MNPS J.E. Moss Elementary |
| Myers, David S | 615637 | MNPS John Trotwood Moore Middle |
| Newberry, Barbara Marie | 256495 | MNPS Sylvan Park Elementary |
| Newsom, Lydia Lequire | 247184 | MNPS Exceptional Education |
| Northcross, Ebony Dandrea | 504346 | MNPS Lakeview Elementary |
| O'Connor, Stenia Martin | 592348 | MNPS Una Elementary |
| Ojo, Randi Marie | 613129 | MNPS Eakin Elementary |
| Olson, Ashlee | 557543 | MNPS Hattie Cotton Elementary |
| Orth, Jennifer | 597235 | MNPS H. G. Hill Middle |
| Ownby, Rebecca Langston | 182894 | MNPS Harris-Hillman Special Education |
| Pagnano, Christine Nyberg | 608699 | MNPS John B. Whitsitt Elementary |
| Park, Maryclare | 583652 | MNPS Granbery Elementary |
| Patton, Brittany R | 567323 | MNPS Park Avenue Elementary EO |
| Peery, Hailey Morgan Hunt | 593807 | MNPS Norman Binkley Elementary |
| Perry, Darlene Norman | 575843 | MNPS Cole Elementary |
| Peterson, Claire Anne | 607985 | MNPS Granbery Elementary |
| Petrelli, David M | 616194 | MNPS Lockeland Elementary |
| Petrony, Kristin Ann | 610069 | MNPS Rose Park Middle |
| Phelps, Angela Maria | 602808 | MNPS John B. Whitsitt Elementary |
| Phillips, Anne N | 617008 | MNPS Granbery Elementary |
| Piernas, Jasmine Michelle | 585625 | MNPS Cane Ridge Elementary |

| | | |
|---------------------------------|--------|--|
| Pirtle, Shantrell Kenyatta | 225747 | MNPS Lakeview Elementary |
| Poehl, Maria Lynn | 537425 | MNPS Cole Elementary |
| Poole, Tracy Lynne | 258082 | MNPS Sylvan Park Elementary |
| Porter, Blair Ashley | 596903 | MNPS Discipline Services |
| Porter, Lillian Adler | 610198 | MNPS Shwab Elementary |
| Porter, Thomas Vanduren Madison | 606073 | MNPS Stratford STEM Magnet High |
| Preston, Jacee C | 529814 | MNPS J.E. Moss Elementary |
| Price, Sean D | 598585 | MNPS Cane Ridge High |
| Pringle, Marimoriah Javara | 588513 | MNPS Buena Vista Elementary EO |
| Pritchard, Marsha Anne | 608805 | MNPS Exceptional Education |
| Purer, Benjamin Jeffrey | 596503 | MNPS Una Elementary |
| Rama, Kristin Lynn | 615996 | MNPS Ivanetta H. Davis Learning Center at Bordeaux |
| Rattner, Kate Casper | 627500 | MNPS Speech |
| Rhodes, Justin Taylor | 585654 | MNPS Antioch Middle |
| Riley, Emily Louise | 578689 | MNPS Julia Green Elementary |
| Roberson, Kelly Laurel | 619670 | MNPS Granbery Elementary |
| Roberts, Rebekah Magdalena | 597248 | MNPS Exceptional Education |
| Roller, Olivia M | 612414 | MNPS Hunters Lane High |
| Rollins, Lindsey H | 624853 | MNPS Speech |
| Rossberger, Stephanie M | 610178 | MNPS Sylvan Park Elementary |
| Rountree, Dana Marie | 571734 | MNPS J.E. Moss Elementary |
| Ruggirello, Jennifer S | 625326 | MNPS Eagle View Elementary |
| Russell, Timothy G | 619769 | MNPS Hume-Fogg Magnet High |
| Seals, Whitney Lynnette | 580436 | MNPS Cane Ridge High |
| Seamon, Elizabeth G | 578594 | MNPS West End Middle |
| Shaw, Kelsea Jo | 616476 | MNPS Creswell School of the Arts Prep Middle |
| Sirois, Elise Della | 592534 | MNPS Cane Ridge Elementary |
| Smith, Brittany Morgan | 545312 | MNPS McMurray Middle |
| Smith, Rachael Dawn | 602386 | MNPS William Henry Oliver Middle |
| Snyder, Anne Clark | 604571 | MNPS Percy Priest Elementary |
| Southard, Bonita | 594387 | MNPS Old Center Elementary |
| Spaziani, Abigail Emily | 584494 | MNPS Una Elementary |
| Staggs, Staycie Monique | 617612 | MNPS Amqui Elementary |
| Stastny, Olivia Marie | 620557 | MNPS Una Elementary |
| Staten, Logan Ellsworth | 599496 | MNPS William Henry Oliver Middle |
| Stauning, Stephanie Jayla | 527030 | MNPS John B. Whitsitt Elementary |
| Steele, Michael J | 562908 | MNPS Stratford STEM Magnet High |
| Stephens, Erin Rebecca | 597268 | MNPS Eakin Elementary |
| Stinson, Lucas Juan | 589813 | MNPS Glendale Elementary |
| Stinson, Phillip Brian | 600666 | MNPS Donelson Middle |
| Stuart, Emily A | 549648 | MNPS Percy Priest Elementary |
| Suggs, Megan L | 541008 | MNPS Haywood Elementary |
| Tabscott, Denise | 290688 | MNPS Harpeth Valley Elementary |
| Thielebeule, Adam James | 621357 | MNPS Gateway Elementary |
| Thompson, Alton E III | 506012 | MNPS Hillwood High |
| Tomalo, Michael Charles II | 605600 | MNPS Waverly-Belmont Elementary |
| Uppinghouse, Justin | 617663 | MNPS John B. Whitsitt Elementary |
| Van Winkle, Robin D | 549654 | MNPS Glenclyff Elementary |
| Vaulx-Dirl, Brittany Celena | 543759 | MNPS DuPont Tyler Middle |

| | | |
|------------------------------|--------|---------------------------------|
| Ward, Kurston Shea | 571639 | MNPS McGavock High |
| Wasmer, Cristen Leigh | 555656 | MNPS Tulip Grove Elementary |
| Watkins, Angela Kay | 565623 | MNPS Una Elementary |
| West, Brooks M | 620836 | MNPS Cockrill Elementary EO |
| Wheeler, Misty Leigh | 620838 | MNPS Haywood Elementary |
| Whitaker, Brigid Finnigan | 291240 | MNPS Glenview Elementary |
| White, Jennifer Ann | 620991 | MNPS Hillsboro High |
| Whitmore, Caroline Elizabeth | 609161 | MNPS Norman Binkley Elementary |
| Wiegert, Grant L | 193309 | MNPS Hume-Fogg Magnet High |
| Wikowsky, Heather Brooke | 603202 | MNPS Norman Binkley Elementary |
| Wiley, Ashley Elizabeth | 571332 | MNPS Paragon Mills Elementary |
| Williams, Joanna Otesa | 606551 | MNPS Haynes Middle |
| Williams, Johanna | 582376 | MNPS Tulip Grove Elementary |
| Wilson, Victoria | 572424 | MNPS Granbery Elementary |
| Wix, Lindsey Madison | 580479 | MNPS Ross Early Learning Center |
| Workman, Emily | 245312 | MNPS John Overton High |

Re-Instatement of Tenure

Tenured educators with a break in service having left and since returned to the district must serve a two year probation period of service upon their return in order to again be eligible for tenure. Educators below meet the criteria to have permanent tenure re-instated.

| Name | TN License # | Location/Department |
|----------------------|---------------------|----------------------------------|
| Adkisson, Luwana Ann | 240169 | MNPS Cane Ridge Elementary |
| Brown, Melinda Kay | 199367 | MNPS William Henry Oliver Middle |
| England, Lauryn E | 521024 | MNPS Fall Hamilton Elementary EO |
| Freeman, Jackie D | 210443 | MNPS East Nashville Magnet High |

School Additions, New Buildings, Renovations, Replacements and Sports Facilities

| | | |
|---|-----------|--------------------|
| Antioch Cluster Middle School Land | \$ | 3,400,000 |
| Cane Ridge Cluster Middle School - Design Fees Only | \$ | 4,280,000 |
| New Goodlettsville Elementary School | \$ | 22,390,000 |
| Goodlettsville Middle School 3rd Floor Buildout | \$ | 1,630,000 |
| New Hillwood High School | \$ | 120,950,000 |
| New Lakeview Elementary School | \$ | 27,650,000 |
| Pearl-Cohn High School Track & Stadium | \$ | 1,500,000 |
| New Percy Priest Elementary School | \$ | 27,680,000 |
| Westmeade Elementary School Design Fees Only | \$ | 2,600,000 |
| Sub Total | \$ | 212,080,000 |

District Wide Projects

| | | |
|--|-----------|--------------------|
| Office of School Improvement Small Projects | \$ | 2,717,000 |
| Music Makes Us Space Improvements | \$ | 3,840,375 |
| Upgrade Sound Systems All Stadiums and Gyms | \$ | 658,350 |
| Central Services Furniture & Equipment | \$ | 300,000 |
| School Safety and Security | \$ | 550,000 |
| Regional Bus Parking Terminals (Land) | \$ | 454,575 |
| Bus and Fleet Vehicle Replacement | \$ | 11,500,000 |
| Athletic Facility Upgrade | \$ | 625,000 |
| Electrical Upgrades | \$ | 19,550,000 |
| Exterior Building Improvements | \$ | 5,600,000 |
| HVAC Upgrades | \$ | 61,600,000 |
| Interior Building Improvements | \$ | 5,750,000 |
| Paving Upgrades | \$ | 3,550,000 |
| Plumbing Upgrades | \$ | 2,300,000 |
| Roof Repair/Replacement | \$ | 7,000,000 |
| School Site Improvements | \$ | 1,650,000 |
| Environmental Remediation | \$ | 250,000 |
| Building Energy Upgrades | \$ | 700,000 |
| Infrastructure Replacement / Projects | \$ | 7,156,889 |
| Personal Computing Replacement Projects | \$ | 8,596,741 |
| Facility Infrastructure Improvement Projects | \$ | 14,137,177 |
| ADA Compliance | \$ | 1,000,000 |
| Casework, Furniture, Lab Upgrades | \$ | 1,200,000 |
| Security Vestibules | \$ | 315,000 |
| Emergency Construction and Contingency | \$ | 5,000,000 |
| Football Field Restorations | \$ | 315,000 |
| Pre-K and K-4 Playgrounds | \$ | 392,000 |
| Auditorium Seating and Carpet Upgrades | \$ | 575,000 |
| Parking Expansions at various schools | \$ | 525,000 |
| Waverly-Belmont Elementary School Parking | \$ | 525,000 |
| Operations Building Office Renovation | \$ | 980,000 |
| Auditorium Lighting Upgrades | \$ | 1,045,000 |
| Sub Total | \$ | 170,358,107 |

Capital Budget Request: \$ 382,438,107

| (A) | (B) | (C) | (D) | (E) | (F) | (G) | (H) | (I) | (J) | (K) | (L) | (M) | (N) |
|--------------|--|---|------------------------|--------------------|------------------------------|--------------------------|---------------------------|---------------------------|---------------------------|---------------------------|---------------------------|---------------------------|----------------------|
| MNPS Project | Priority Year | Project Type | 19-20 Program Capacity | Oct. 19 Enrollment | Current Capacity Utilization | Combined Condition Score | (1) Fiscal Year 2020-2021 | (2) Fiscal Year 2021-2022 | (3) Fiscal Year 2022-2023 | (4) Fiscal Year 2023-2024 | (5) Fiscal Year 2024-2025 | (6) Fiscal Year 2025-2026 | Years 7-10 2026-2030 |
| 1 | Antioch Cluster Middle Land | 1 Land | | | | | \$3,400,000 | | | | | | 1 |
| 2 | Cane Ridge Cluster Middle | 1 Design Fees Only | | | | | \$4,280,000 | | | | | | 2 |
| 3 | Goodlettsville Elementary | 1 Replacement (400) | 361 | 364 | 100.8% | 70.23 | \$22,390,000 | | | | | | 3 |
| 4 | Goodlettsville Middle | 1 3rd Floor Build Out (160) | 578 | 599 | 103.6% | 98.28 | \$1,630,000 | | | | | | 4 |
| 5 | Hillwood High (at Hope Park) | 1 Replacement (1600) | 1,552 | 1,093 | 70.4% | 69.14 | \$120,950,000 | | | | | | 5 |
| 6 | Lakeview Elementary | 1 Replacement (600) | 640 | 561 | 87.7% | 70.58 | \$27,650,000 | | | | | | 6 |
| 7 | Pearl-Cohn High Track & Stadium | 1 Stadium Upgrade | | | | 77.89 | \$1,500,000 | | | | | | 7 |
| 8 | Percy Priest Elementary | 1 Replacement (600) | 494 | 495 | 100.2% | 69.66 | \$27,680,000 | | | | | | 8 |
| 9 | Westmeade Elementary | 1 Design Fees Only | 448 | 420 | 93.8% | 66.63 | \$2,600,000 | | | | | | 9 |
| 10 | Cane Ridge Cluster Middle | 2 New (900) | | | | | | \$39,900,000 | | | | | 10 |
| 11 | Cane Ridge High | 2 Addition (200) | 1,722 | 1,852 | 107.5% | 78.50 | | \$9,060,000 | | | | | 11 |
| 12 | Cane Ridge/Antioch Cluster Early Learning Center | 2 New (200) | | | | | | \$6,580,000 | | | | | 12 |
| 13 | H G Hill Middle | 2 Addition (200) and Partial Renovation | 596 | 699 | 117.3% | 74.88 | | \$15,420,000 | | | | | 13 |
| 14 | Hunters Lane High Track & Stadium | 2 Stadium Upgrade | | | | | | \$3,000,000 | | | | | 14 |
| 15 | J. T. Moore Middle | 2 Addition (250) and Partial Renovation | 641 | 771 | 120.3% | 70.58 | | \$13,100,000 | | | | | 15 |
| 16 | Nashville School of Arts | 2 Replacement (1000) | 611 | 578 | 94.6% | 75.77 | | \$117,680,000 | | | | | 16 |
| 17 | Old Center Elementary | 2 Addition (100) and Partial Renovation | 311 | 363 | 116.7% | 78.48 | | \$7,850,000 | | | | | 17 |
| 18 | Robert E. Lillard Elementary | 2 Renovation (400) | 529 | 224 | 42.3% | 64.16 | | \$19,740,000 | | | | | 18 |
| 19 | Westmeade Elementary | 2 Replacement (600) | 448 | 420 | 93.8% | 66.63 | | \$25,580,000 | | | | | 19 |
| 20 | Antioch Cluster Middle | 3 New (600) | | | | | | | \$37,380,000 | | | | 20 |
| 21 | Bellevue Middle | 3 Addition (100) and Partial Renovation | 629 | 616 | 97.9% | 74.15 | | \$15,310,000 | | | | | 21 |
| 22 | Charlotte Park Elementary | 3 Renovation | 524 | 501 | 95.6% | 70.89 | | \$24,080,000 | | | | | 22 |
| 23 | Dodson Elementary | 3 Addition (100) and Partial Renovation | 456 | 374 | 82.0% | 85.41 | | \$10,510,000 | | | | | 23 |
| 24 | Haywood Elementary | 3 Renovation | 774 | 620 | 80.1% | 65.28 | | \$24,810,000 | | | | | 24 |
| 25 | J. E. Moss Elementary | 3 Addition (100) and Partial Renovation | 755 | 764 | 101.2% | 72.37 | | \$12,200,000 | | | | | 25 |
| 26 | J. T. Moore Middle | 3 Renovation | 641 | 771 | 120.3% | 70.58 | | \$23,580,000 | | | | | 26 |
| 27 | Johnson ALC | 3 Renovation | 250 | 132 | 52.8% | 69.42 | | \$13,130,000 | | | | | 27 |
| 28 | Paragon Mills Elementary | 3 Renovation | 634 | 598 | 94.3% | 72.24 | | \$19,310,000 | | | | | 28 |
| 29 | Shwab Elementary | 3 Renovation | 403 | 338 | 83.9% | 67.92 | | \$19,030,000 | | | | | 29 |
| 30 | Una Elementary | 3 Renovation | 773 | 715 | 92.5% | 65.56 | | \$31,640,000 | | | | | 30 |
| 31 | Bellevue Middle | 4 Renovation | 629 | 616 | 97.9% | 74.15 | | | \$27,030,000 | | | | 31 |
| 32 | East Nashville Magnet High | 4 Renovation | 750 | 679 | 90.5% | 73.62 | | | \$33,650,000 | | | | 32 |
| 33 | East Nashville Magnet Middle | 4 Renovation | 400 | 330 | 82.5% | 73.62 | | | \$21,990,000 | | | | 33 |
| 34 | Gower Elementary | 4 Renovation | 723 | 601 | 83.1% | 71.39 | | | \$22,090,000 | | | | 34 |
| 35 | Jere Baxter Middle | 4 Renovation | 753 | 276 | 36.7% | 72.62 | | | \$25,600,000 | | | | 35 |
| 36 | The Academy @ Old Cockrill | 4 Renovation | 105 | 64 | 61.0% | 73.55 | | | \$8,990,000 | | | | 36 |
| 37 | The Cohn Learning Center | 4 Renovation | 120 | 59 | 49.2% | 67.27 | | | \$38,460,000 | | | | 37 |
| 38 | Whites Creek High | 4 Renovation | 1,192 | 511 | 42.9% | 62.34 | | | \$67,160,000 | | | | 38 |
| 39 | Donelson Middle | 5 Addition (100) | 753 | 772 | 102.5% | 81.53 | | | | \$13,400,000 | | | 39 |
| 40 | Glenclyff High | 5 Renovation | 1,346 | 1,208 | 89.7% | 67.31 | | | | \$79,270,000 | | | 40 |
| 41 | Gra-Mar Middle | 5 Renovation | 708 | 356 | 50.3% | 74.93 | | | | \$29,620,000 | | | 41 |
| 42 | J E Moss Elementary | 5 Renovation | 755 | 764 | 101.2% | 72.37 | | | | \$25,300,000 | | | 42 |
| 43 | Lockeland Elementary | 5 Renovation | 299 | 291 | 97.3% | 73.90 | | | | \$11,590,000 | | | 43 |
| 44 | Maplewood High | 5 Renovation | 1,273 | 797 | 62.6% | 74.35 | | | | \$64,810,000 | | | 44 |
| 45 | McGavock Elementary | 5 Renovation | 334 | 275 | 82.3% | 74.50 | | | | \$12,130,000 | | | 45 |
| 46 | Warner Elementary E.O. | 5 Renovation | 529 | 214 | 40.5% | 75.12 | | | | \$25,160,000 | | | 46 |

Text Color Legend

- Renovation Projects
- Additions/New School Projects which increase Capacity
- Land/Other

Shading Color Legend

- Innovation Schools
- FY19 Unfunded Projects
- Items to Discuss

Capacity Legend

- >100%
- 100% - 110%
- <110%

Condition Legend

- >65.00
- 65.00 - 70.00
- <70.00

| | (A) | (B) | (C) | (D) | (E) | (F) | (G) | (H) | (I) | (J) | (K) | (L) | (M) | (N) | |
|----|---|---------------|--------------|------------------------|--------------------|------------------------------|--------------------------|---------------------------|---------------------------|---------------------------|---------------------------|---------------------------|---------------------------|----------------------|----|
| | MNPS Project | Priority Year | Project Type | 19-20 Program Capacity | Oct. 19 Enrollment | Current Capacity Utilization | Combined Condition Score | (1) Fiscal Year 2020-2021 | (2) Fiscal Year 2021-2022 | (3) Fiscal Year 2022-2023 | (4) Fiscal Year 2023-2024 | (5) Fiscal Year 2024-2025 | (6) Fiscal Year 2025-2026 | Years 7-10 2026-2030 | |
| 47 | A. Z. Kelley Elementary | 6 | Renovation | 833 | 854 | 102.5% | 77.11 | | | | | | \$27,990,000 | | 47 |
| 48 | Antioch High | 6 | Renovation | 2,075 | 1,963 | 94.6% | 73.49 | | | | | | \$92,590,000 | | 48 |
| 49 | Apollo Middle | 6 | Renovation | 843 | 814 | 96.6% | 69.19 | | | | | | \$44,280,000 | | 49 |
| 50 | Bass Adult | 6 | Renovation | 200 | 91 | 45.5% | 74.85 | | | | | | \$27,750,000 | | 50 |
| 51 | Belshire Elementary | 6 | Renovation | 560 | 344 | 61.4% | 75.87 | | | | | | \$17,530,000 | | 51 |
| 52 | Two Rivers Middle | 6 | Renovation | 731 | 409 | 56.0% | 75.63 | | | | | | \$35,270,000 | | 52 |
| 53 | Alex Green Elementary | 7 | Renovation | 349 | 241 | 69.1% | 84.26 | | | | | | | \$18,810,000 | 53 |
| 54 | Amqui Elementary | 7 | Renovation | 629 | 459 | 73.0% | 80.88 | | | | | | | \$25,110,000 | 54 |
| 55 | Andrew Jackson Elementary | 7 | Renovation | 594 | 501 | 84.3% | 86.38 | | | | | | | \$23,390,000 | 55 |
| 56 | Big Picture High School (M. Vaught Bldg.) | 7 | Renovation | 185 | 149 | 80.5% | 84.77 | | | | | | | \$22,700,000 | 56 |
| 57 | Buena Vista Elem. E.O. | 7 | Renovation | 458 | 201 | 43.9% | 83.34 | | | | | | | \$20,620,000 | 57 |
| 58 | Cane Ridge High | 7 | Renovation | 1,722 | 1,852 | 107.5% | 78.50 | | | | | | | \$95,220,000 | 58 |
| 59 | Carter-Lawrence Elementary | 7 | Renovation | 467 | 274 | 58.7% | 88.41 | | | | | | | \$20,620,000 | 59 |
| 60 | Cockrill Elementary | 7 | Renovation | 608 | 314 | 51.6% | 82.57 | | | | | | | \$24,030,000 | 60 |
| 61 | Cole Elementary | 7 | Renovation | 779 | 763 | 97.9% | 84.90 | | | | | | | \$26,400,000 | 61 |
| 62 | Cora Howe School | 7 | Renovation | 125 | 81 | 64.8% | 79.06 | | | | | | | \$19,040,000 | 62 |
| 63 | Croft Middle | 7 | Renovation | 834 | 733 | 87.9% | 87.62 | | | | | | | \$35,670,000 | 63 |
| 64 | Cumberland Elementary | 7 | Renovation | 496 | 268 | 54.0% | 78.35 | | | | | | | \$21,560,000 | 64 |
| 65 | Dan Mills Elementary | 7 | Renovation | 562 | 545 | 97.0% | 85.82 | | | | | | | \$23,240,000 | 65 |
| 66 | Dodson Elementary | 7 | Renovation | 456 | 374 | 82.0% | 85.41 | | | | | | | \$17,510,000 | 66 |
| 67 | Donelson Middle | 7 | Renovation | 753 | 772 | 102.5% | 81.53 | | | | | | | \$34,810,000 | 67 |
| 68 | DuPont Elementary | 7 | Renovation | 429 | 368 | 85.8% | 77.04 | | | | | | | \$19,010,000 | 68 |
| 69 | Dupont Hadley Middle | 7 | Renovation | 652 | 609 | 93.4% | 70.86 | | | | | | | \$34,480,000 | 69 |
| 70 | DuPont Tyler Middle | 7 | Renovation | 618 | 570 | 92.2% | 76.85 | | | | | | | \$40,170,000 | 70 |
| 71 | Eakin Elementary | 7 | Renovation | 567 | 553 | 97.5% | 84.65 | | | | | | | \$32,670,000 | 71 |
| 72 | Fall-Hamilton E.O. Elementary | 7 | Renovation | 375 | 317 | 84.5% | 78.33 | | | | | | | \$20,300,000 | 72 |
| 73 | Glenciff Elementary | 7 | Renovation | 657 | 603 | 91.8% | 89.69 | | | | | | | \$20,980,000 | 73 |
| 74 | Glendale Elementary | 7 | Renovation | 432 | 441 | 102.1% | 81.11 | | | | | | | \$17,240,000 | 74 |
| 75 | Glengarry Elementary | 7 | Renovation | 453 | 398 | 87.9% | 84.91 | | | | | | | \$20,600,000 | 75 |
| 76 | Granbery Elementary | 7 | Renovation | 743 | 739 | 99.5% | 79.73 | | | | | | | \$23,180,000 | 76 |
| 77 | H. G. Hill Middle | 7 | Renovation | 596 | 699 | 117.3% | 74.88 | | | | | | | \$27,780,000 | 77 |
| 78 | Harpeth Valley Elementary | 7 | Renovation | 770 | 700 | 90.9% | 77.76 | | | | | | | \$30,630,000 | 78 |
| 79 | Harris-Hillman Sp. Ed. | 7 | Renovation | 160 | 139 | 86.9% | 76.95 | | | | | | | \$21,310,000 | 79 |
| 80 | Hattie Cotton Elementary | 7 | Renovation | 482 | 236 | 49.0% | 84.00 | | | | | | | \$21,110,000 | 80 |
| 81 | Haynes Middle | 7 | Renovation | 517 | 217 | 42.0% | 82.31 | | | | | | | \$26,290,000 | 81 |
| 82 | Head Middle | 7 | Renovation | 596 | 564 | 94.6% | 80.63 | | | | | | | \$21,350,000 | 82 |
| 83 | Henry Maxwell Elementary | 7 | Renovation | 658 | 591 | 89.8% | 79.88 | | | | | | | \$20,260,000 | 83 |
| 84 | Hickman Elementary | 7 | Renovation | 498 | 460 | 92.4% | 83.78 | | | | | | | \$22,510,000 | 84 |
| 85 | Hull-Jackson Elem. Montessori | 7 | Renovation | 532 | 434 | 81.6% | 86.27 | | | | | | | \$24,590,000 | 85 |
| 86 | Hunters Lane High | 7 | Renovation | 2,062 | 1,308 | 63.4% | 78.51 | | | | | | | \$83,800,000 | 86 |
| 87 | I. T. Creswell Middle | 7 | Renovation | 626 | 361 | 57.7% | 87.84 | | | | | | | \$35,800,000 | 87 |
| 88 | Ida B. Wells Elementary | 7 | Renovation | 413 | 259 | 62.7% | 78.32 | | | | | | | \$19,600,000 | 88 |
| 89 | Inglewood Elementary | 7 | Renovation | 451 | 207 | 45.9% | 81.07 | | | | | | | \$21,090,000 | 89 |
| 90 | J. F. Kennedy Middle | 7 | Renovation | 899 | 807 | 89.8% | 83.77 | | | | | | | \$37,170,000 | 90 |
| 91 | Joelton Elementary | 7 | Renovation | 406 | 264 | 65.0% | 80.69 | | | | | | | \$19,720,000 | 91 |
| 92 | John B Whitsitt Elementary | 7 | Renovation | 475 | 449 | 94.5% | 80.71 | | | | | | | \$21,190,000 | 92 |
| 93 | John Early Museum Magnet Middle | 7 | Renovation | 551 | 298 | 54.1% | 77.63 | | | | | | | \$31,760,000 | 93 |
| 94 | Jones Paideia Magnet | 7 | Renovation | 394 | 205 | 52.0% | 82.15 | | | | | | | \$20,330,000 | 94 |

Text Color Legend

- Renovation Projects
- Additions/New School Projects which increase Capacity
- Land/Other

Shading Color Legend

- Innovation Schools
- FY19 Unfunded Projects
- Items to Discuss

Capacity Legend

- >100%
- 100% - 110%
- <110%

Condition Legend

- >65.00
- 65.00 - 70.00
- <70.00

| | (A) | (B) | (C) | (D) | (E) | (F) | (G) | (H) | (I) | (J) | (K) | (L) | (M) | (N) | |
|-----|---|---------------|--------------------|------------------------|--------------------|------------------------------|--------------------------|---------------------------|---------------------------|---------------------------|---------------------------|---------------------------|---------------------------|------------------------|-----|
| | MNPS Project | Priority Year | Project Type | 19-20 Program Capacity | Oct. 19 Enrollment | Current Capacity Utilization | Combined Condition Score | (1) Fiscal Year 2020-2021 | (2) Fiscal Year 2021-2022 | (3) Fiscal Year 2022-2023 | (4) Fiscal Year 2023-2024 | (5) Fiscal Year 2024-2025 | (6) Fiscal Year 2025-2026 | Years 7-10 2026-2030 | |
| 95 | Julia Green Elementary | 7 | Renovation | 467 | 445 | 95.3% | 84.23 | | | | | | | \$21,110,000 | 95 |
| 96 | Maplewood High School | 7 | Renovation | 1,273 | 797 | 62.6% | 74.35 | | | | | | | \$70,780,000 | 96 |
| 97 | Margaret Allen Middle | 7 | Renovation | 551 | 490 | 88.9% | 83.24 | | | | | | | \$25,480,000 | 97 |
| 98 | Marshall, Thurgood Middle | 7 | Renovation | 911 | 948 | 104.1% | 81.89 | | | | | | | \$36,810,000 | 98 |
| 99 | Marlin Center | 7 | Renovation | | | | 76.26 | | | | | | | \$13,690,000 | 99 |
| 100 | McGavock High School | 7 | Renovation | 2,577 | 2,275 | 88.3% | 80.45 | | | | | | | \$143,640,000 | 100 |
| 101 | McGruder Center | 7 | Renovation | | | | 55.24 | | | | | | | \$10,450,000 | 101 |
| 102 | McKissack Middle | 7 | Renovation | 573 | 294 | 51.3% | 81.09 | | | | | | | \$37,290,000 | 102 |
| 103 | Meigs Middle Magnet | 7 | Renovation | 675 | 693 | 102.7% | 81.84 | | | | | | | \$27,520,000 | 103 |
| 104 | Mt. View Elementary | 7 | Renovation | 735 | 685 | 93.2% | 78.21 | | | | | | | \$27,140,000 | 104 |
| 105 | Murrell at Glenn | 7 | Renovation | 219 | 45 | 20.5% | 80.25 | | | | | | | \$17,240,000 | 105 |
| 106 | Murrell School | 7 | Renovation | | | | 62.04 | | | | | | | \$11,960,000 | 106 |
| 107 | Napier Elementary | 7 | Renovation | 501 | 302 | 60.3% | 83.33 | | | | | | | \$23,670,000 | 107 |
| 108 | Neelys Bend Elementary | 7 | Renovation | 429 | 302 | 70.4% | 83.99 | | | | | | | \$17,840,000 | 108 |
| 109 | Old Center Elementary | 7 | Renovation | 311 | 363 | 116.7% | 78.48 | | | | | | | \$15,920,000 | 109 |
| 110 | Operations Building | 7 | Renovation | | | | 86.89 | | | | | | | \$14,490,000 | 110 |
| 111 | Park Avenue Elementary | 7 | Renovation | 847 | 334 | 39.4% | 83.03 | | | | | | | \$32,440,000 | 111 |
| 112 | Pearl-Cohn High | 7 | Renovation | 1,160 | 616 | 53.1% | 77.89 | | | | | | | \$76,070,000 | 112 |
| 113 | Print Shop | 7 | Renovation | | | | | | | | | | | \$1,890,000 | 113 |
| 114 | Robertson Academy | 7 | Renovation | | | | 48.16 | | | | | | | \$6,740,000 | 114 |
| 115 | Ross Early Learning Center | 7 | Renovation | 248 | 222 | 89.5% | 77.32 | | | | | | | \$16,780,000 | 115 |
| 116 | Ruby Major Elementary | 7 | Renovation | 689 | 484 | 70.2% | 85.61 | | | | | | | \$27,140,000 | 116 |
| 117 | Shayne Elementary | 7 | Renovation | 729 | 758 | 104.0% | 83.93 | | | | | | | \$27,330,000 | 117 |
| 118 | Stanford Montessori Elementary | 7 | Renovation | 413 | 407 | 98.5% | 83.96 | | | | | | | \$17,160,000 | 118 |
| 119 | Stokes Bldg. | 7 | Renovation | | | | 60.93 | | | | | | | \$9,210,000 | 119 |
| 120 | Supply Center | 7 | Renovation | | | | 58.78 | | | | | | | \$17,620,000 | 120 |
| 121 | Sylvan Park Elementary | 7 | Renovation | 467 | 425 | 91.0% | 78.84 | | | | | | | \$21,800,000 | 121 |
| 122 | Taylor Stratton Elementary | 7 | Renovation | 591 | 496 | 83.9% | 81.21 | | | | | | | \$24,050,000 | 122 |
| 123 | Thomas A. Edison Elementary | 7 | Renovation | 656 | 804 | 122.6% | 85.56 | | | | | | | \$22,290,000 | 123 |
| 124 | Tom Joy Elementary | 7 | Renovation | 657 | 357 | 54.3% | 76.72 | | | | | | | \$26,620,000 | 124 |
| 125 | Tulip Grove Elementary | 7 | Renovation | 733 | 537 | 73.3% | 78.42 | | | | | | | \$25,680,000 | 125 |
| 126 | West End Middle | 7 | Renovation | 528 | 500 | 94.7% | 87.63 | | | | | | | \$32,270,000 | 126 |
| 127 | William Henry Oliver Middle | 7 | Renovation | 893 | 972 | 108.8% | 82.38 | | | | | | | \$36,250,000 | 127 |
| 128 | Wright Middle | 7 | Renovation | 931 | 803 | 86.3% | 77.11 | | | | | | | \$40,980,000 | 128 |
| | Site Specific Projects | | | | | | | \$212,080,000 | \$257,910,000 | \$230,980,000 | \$244,970,000 | \$261,280,000 | \$245,410,000 | \$2,063,770,000 | |
| | Previously Funded Projects | | | | | | | | | | | | | | |
| 129 | Antioch High Addition | | Addition | 2,075 | 1,963 | 94.6% | 75.48 | Completed | | | | | | | 129 |
| 130 | Antioch Middle | | Renovation | 742 | 787 | 106.1% | 88.96 | Completed | | | | | | | 130 |
| 131 | Cambridge Early Learning Center | | New (160) | 180 | 135 | 75.0% | 79.89 | Completed | | | | | | | 131 |
| 132 | Cane Ridge Elementary | | New (800) | 785 | 601 | 76.6% | 86.34 | Completed | | | | | | | 132 |
| 133 | Casa Azafran Early Learning Center | | Lease | 96 | 85 | 88.5% | 76.85 | Completed | | | | | | | 133 |
| 134 | Chadwell Elementary | | Addition and Reno. | 423 | 331 | 78.3% | 81.79 | Completed | | | | | | | 134 |
| 135 | Churchwell Museum Magnet Elementary | | Addition and Reno. | 643 | 299 | 46.5% | 85.53 | Completed | | | | | | | 135 |
| 136 | Crieve Hall Elementary | | Addition | 575 | 460 | 80.0% | 86.83 | Completed | | | | | | | 136 |
| 137 | Eagle View Elementary | | New (800) | 760 | 642 | 84.5% | 100.00 | Completed | | | | | | | 137 |
| 138 | East Nashville Magnet Bleachers and Concessions | | Stadium Upgrade | | | | | Completed | | | | | | | 138 |
| 139 | Gateway Elementary | | Renovation | 270 | 206 | 76.3% | 82.99 | Completed | | | | | | | 139 |

Text Color Legend

- Renovation Projects
- Additions/New School Projects which increase Capacity
- Land/Other

Shading Color Legend

- Innovation Schools
- FY19 Unfunded Projects
- Items to Discuss

Capacity Legend

- >100%
- 100% - 110%
- <110%

Condition Legend

- >65.00
- 65.00 - 70.00
- <70.00

| (A) | (B) | (C) | (D) | (E) | (F) | (G) | (H) | (I) | (J) | (K) | (L) | (M) | (N) | |
|--------------------------|---------------|--------------------|------------------------|--------------------|------------------------------|--------------------------|---------------------------|---------------------------|---------------------------|---------------------------|---------------------------|---------------------------|----------------------|-----|
| MNPS Project | Priority Year | Project Type | 19-20 Program Capacity | Oct. 19 Enrollment | Current Capacity Utilization | Combined Condition Score | (1) Fiscal Year 2020-2021 | (2) Fiscal Year 2021-2022 | (3) Fiscal Year 2022-2023 | (4) Fiscal Year 2023-2024 | (5) Fiscal Year 2024-2025 | (6) Fiscal Year 2025-2026 | Years 7-10 2026-2030 | |
| 140 | | Stadium Upgrade | | | | | Completed | | | | | | | 140 |
| 141 | | Addition | 705 | 633 | 89.8% | 83.73 | Completed | | | | | | | 141 |
| 142 | | New (500) | 578 | 599 | 103.6% | 98.28 | Completed | | | | | | | 142 |
| 143 | | Addition and Reno. | 380 | 299 | 78.7% | 78.69 | Completed | | | | | | | 143 |
| 144 | | Replace (1400) | 1,409 | 1,206 | 85.6% | 66.50 | In Progress | | | | | | | 144 |
| 145 | | Land | | | | | Completed | | | | | | | 145 |
| 146 | | Renovation | 930 | 906 | 97.4% | 89.19 | Completed | | | | | | | 146 |
| 147 | | Addition and Reno. | 528 | 464 | 87.9% | 75.83 | Completed | | | | | | | 147 |
| 148 | | Addition and Reno. | 184 | 155 | 84.2% | 77.93 | Completed | | | | | | | 148 |
| 149 | | Addition and Reno. | 483 | 293 | 60.7% | 84.31 | Completed | | | | | | | 149 |
| 150 | | Addition and Reno. | 1,980 | 2,032 | 102.6% | 91.05 | Completed | | | | | | | 150 |
| 151 | | Addition | 911 | 567 | 62.2% | 81.33 | Completed | | | | | | | 151 |
| 152 | | Stadium Upgrade | | | | | Completed | | | | | | | 152 |
| 153 | | Addition and Reno. | 1,496 | 1,278 | 85.4% | 86.37 | Completed | | | | | | | 153 |
| 154 | | Renovation | 861 | 790 | 91.8% | 84.13 | Completed | | | | | | | 154 |
| 155 | | Design | 611 | 578 | 94.6% | 75.77 | On Hold | | | | | | | 155 |
| 156 | | Land | 611 | 578 | 94.6% | 75.77 | On Hold | | | | | | | 156 |
| 157 | | Addition and Reno. | 824 | 604 | 73.3% | 83.28 | Completed | | | | | | | 157 |
| 158 | | Renovation | 410 | 291 | 71.0% | 90.75 | Completed | | | | | | | 158 |
| 159 | | Renovation | 495 | 440 | 88.9% | 86.95 | Completed | | | | | | | 159 |
| 160 | | Renovation | 380 | 324 | 85.3% | 89.80 | Completed | | | | | | | 160 |
| 161 | | New (800) | 828 | 647 | 78.1% | 91.68 | Completed | | | | | | | 161 |
| 162 | | Addition and Reno. | 1278 | 951 | 74.4% | 84.22 | Completed | | | | | | | 162 |
| 163 | | Replace (800) | 809 | 783 | 96.8% | 99.84 | Completed | | | | | | | 163 |
| 164 | | Addition and Reno. | 562 | 502 | 89.3% | 84.42 | Completed | | | | | | | 164 |
| Leased Facilities | | | | | | | | | | | | | | |
| 165 | 7 | Renovation | 698 | 443 | 63.5% | 77.37 | | | | | | | \$31,450,000 | 165 |
| 166 | 7 | Renovation | 306 | 419 | 136.9% | 61.73 | | | | | | | \$15,850,000 | 166 |
| 167 | 7 | Renovation | 623 | 453 | 72.7% | 76.53 | | | | | | | \$28,290,000 | 167 |
| 168 | 7 | Renovation | 812 | 721 | 88.8% | 80.75 | | | | | | | \$39,570,000 | 168 |
| 169 | 7 | Renovation | 932 | 906 | 97.2% | 84.83 | | | | | | | \$34,250,000 | 169 |
| 170 | 7 | Renovation | 368 | 402 | 109.2% | 78.93 | | | | | | | \$20,320,000 | 170 |
| 171 | 7 | Renovation | 268 | 284 | 106.0% | 66.57 | | | | | | | \$13,300,000 | 171 |
| 172 | 7 | Renovation | 695 | 419 | 60.3% | 70.12 | | | | | | | \$33,940,000 | 172 |
| 173 | 7 | Renovation | 257 | 220 | 85.6% | 64.19 | | | | | | | \$13,320,000 | 173 |
| Leased Facilities | | | | | | | | | | | | | \$198,840,000 | |

Text Color Legend

- Renovation Projects
- Additions/New School Projects which increase Capacity
- Land/Other

Shading Color Legend

- Innovation Schools
- FY19 Unfunded Projects
- Items to Discuss

Capacity Legend

- >100%
- 100% - 110%
- <110%

Condition Legend

- >65.00
- 65.00 - 70.00
- <70.00

| (A) | (B) | (C) | (D) | (E) | (F) | (G) | (H) | (I) | (J) | (K) | (L) | (M) | (N) | |
|-------------------------------|---------------|--|------------------------|--------------------|------------------------------|--------------------------|---------------------------|---------------------------|---------------------------|---------------------------|---------------------------|---------------------------|------------------------|-----|
| MNPS Project | Priority Year | Project Type | 19-20 Program Capacity | Oct. 19 Enrollment | Current Capacity Utilization | Combined Condition Score | (1) Fiscal Year 2020-2021 | (2) Fiscal Year 2021-2022 | (3) Fiscal Year 2022-2023 | (4) Fiscal Year 2023-2024 | (5) Fiscal Year 2024-2025 | (6) Fiscal Year 2025-2026 | Years 7-10 2025-2030 | |
| District Wide Projects | | | | | | | | | | | | | | |
| 174 | | Office of School Improvement Small Projects | | | | | \$2,717,000 | | | | | | | 174 |
| 175 | | Music Makes Us Space Improvements | | | | | \$3,840,375 | | | | | | | 175 |
| 176 | | Upgrade Sound Systems All Stadiums and Gyms | | | | | \$658,350 | | | | | | | 176 |
| 177 | | Central Services Furniture & Equipment | | | | | \$300,000 | \$153,000 | \$156,000 | \$159,181 | \$162,365 | \$165,612 | \$662,448 | 177 |
| 178 | | School Safety and Security | | | | | \$550,000 | \$262,710 | \$267,964 | \$273,323 | \$278,790 | \$284,366 | \$1,917,513 | 178 |
| 179 | | Regional Bus Parking Terminals | | | | | \$454,575 | \$1,844,425 | \$496,375 | \$2,014,760 | \$542,355 | \$2,189,200 | \$2,994,970 | 179 |
| 180 | | Bus and Fleet Vehicle Replacement | | | | | \$11,500,000 | \$6,000,000 | \$6,120,000 | \$6,242,400 | \$6,367,248 | \$6,494,593 | \$42,724,241 | 180 |
| 181 | | Athletic Facility Upgrade | | | | | \$625,000 | \$110,000 | \$165,000 | \$192,000 | | | | 181 |
| 182 | | Electrical Upgrades | | | | | \$19,550,000 | \$10,500,000 | \$10,750,000 | \$2,500,000 | \$700,000 | \$350,000 | \$240,000 | 182 |
| 183 | | Exterior Building Improvements | | | | | \$5,600,000 | \$3,100,000 | \$2,600,000 | \$1,000,000 | \$450,000 | \$900,000 | \$650,000 | 183 |
| 184 | | HVAC Upgrades | | | | | \$61,600,000 | \$7,800,000 | \$10,750,000 | \$7,350,000 | \$1,850,000 | \$850,000 | \$1,500,000 | 184 |
| 185 | | Interior Building Improvements | | | | | \$5,750,000 | \$2,300,000 | \$2,300,000 | \$300,000 | \$100,000 | \$100,000 | \$600,000 | 185 |
| 186 | | Paving Upgrades | | | | | \$3,550,000 | \$3,350,000 | \$1,350,000 | \$1,950,000 | \$1,550,000 | \$250,000 | \$1,150,000 | 186 |
| 187 | | Plumbing Upgrades | | | | | \$2,300,000 | \$200,000 | \$300,000 | \$100,000 | \$200,000 | \$50,000 | \$100,000 | 187 |
| 188 | | Roof Repair/Replacement | | | | | \$7,000,000 | \$6,500,000 | \$6,700,000 | \$10,000,000 | \$19,750,000 | \$8,000,000 | \$2,000,000 | 188 |
| 189 | | School Site Improvements | | | | | \$1,650,000 | \$850,000 | \$350,000 | \$150,000 | \$200,000 | \$150,000 | \$130,000 | 189 |
| 190 | | Environmental Remediation | | | | | \$250,000 | \$250,000 | \$250,000 | \$275,000 | \$275,000 | \$275,000 | \$900,000 | 190 |
| 191 | | Building Energy Upgrades | | | | | \$700,000 | \$700,000 | \$700,000 | \$700,000 | \$700,000 | \$75,000 | \$250,000 | 191 |
| 192 | | Infrastructure Replacement / Projects | | | | | \$7,156,889 | \$5,575,901 | \$362,484 | \$3,841,365 | \$3,282,322 | \$3,318,285 | \$18,782,089 | 192 |
| 193 | | Personal Computing Replacement Projects | | | | | \$8,596,741 | \$5,630,296 | \$5,686,336 | \$5,757,363 | \$5,846,161 | \$5,884,769 | \$25,399,026 | 193 |
| 194 | | Facility Infrastructure Improvement Projects | | | | | \$14,137,177 | \$7,956,495 | \$8,059,684 | \$7,757,259 | \$7,858,429 | \$7,960,588 | \$31,970,666 | 194 |
| 195 | | ADA Compliance | | | | | \$1,000,000 | \$1,000,000 | \$1,000,000 | \$1,000,000 | \$1,000,000 | \$1,000,000 | \$3,000,000 | 195 |
| 196 | | Casework, Furniture, Lab Upgrades | | | | | \$1,200,000 | \$1,200,000 | \$1,200,000 | \$1,200,000 | \$1,200,000 | \$1,200,000 | \$3,600,000 | 196 |
| 197 | | Security Vestibules | | | | | \$315,000 | \$315,000 | \$315,000 | \$315,000 | \$315,000 | \$315,000 | \$945,000 | 197 |
| 198 | | Emergency Construction and Contingency | | | | | \$5,000,000 | \$5,000,000 | \$5,000,000 | \$5,000,000 | \$5,000,000 | \$5,000,000 | \$15,000,000 | 198 |
| 199 | | Football Field Restorations | | | | | \$315,000 | \$315,000 | \$315,000 | \$315,000 | \$315,000 | \$315,000 | \$945,000 | 199 |
| 200 | | Pre-K and K-4 Playgrounds | | | | | \$392,000 | \$392,000 | \$392,000 | \$392,000 | \$392,000 | \$392,000 | \$1,176,000 | 200 |
| 201 | | Auditorium Seating and Carpet Upgrades | | | | | \$575,000 | \$535,000 | \$420,000 | | | | | 201 |
| 202 | | Parking Expansions at various schools | | | | | \$525,000 | | | | | | | 202 |
| 203 | | Waverly-Beimont Elementary School Parking | | | | | \$525,000 | | | | | | | 203 |
| 204 | | Operations Building Office Renovation | | | | | \$980,000 | | | | | | | 204 |
| 205 | | Auditorium Lighting Upgrades | | | | | \$1,045,000 | \$627,000 | \$418,000 | \$418,000 | | | | 205 |
| District Wide Projects | | | | | | | \$170,358,107 | \$72,466,827 | \$66,423,843 | \$59,202,651 | \$58,334,670 | \$45,519,413 | \$156,636,953 | |
| Grand Total | | | | | | | \$382,438,107 | \$330,376,827 | \$297,403,843 | \$304,172,651 | \$319,614,670 | \$290,929,413 | \$2,220,406,953 | |
| 2019-2029 Grand Total | | | | | | | \$4,145,342,464 | | | | | | | |

Text Color Legend

- Renovation Projects
- Additions/New School Projects which increase Capacity
- Land/Other

Shading Color Legend

- Innovation Schools
- FY19 Unfunded Projects
- Items to Discuss

Capacity Legend

- >100%
- 100% - 110%
- <110%

Condition Legend

- >65.00
- 65.00 - 70.00
- <70.00

MNPS School Enrollment and Capacity

| | Oct. 15/16 | Oct. 16/17 | Oct. 17/18 | Oct. 18/19 | Oct. 19/20 | MNPS Program Cap | |
|---|-----------------------|-----------------------|-----------------------|-----------------------|-----------------------|-----------------------------|---------------|
| Antioch Cluster | | | | | | | |
| J E Moss Elementary School | 868 | 828 | 839 | 763 | 764 | 755 | 101.2% |
| Lakeview Design Center | 637 | 625 | 590 | 571 | 561 | 640 | 87.7% |
| Mt. View Elementary | 732 | 704 | 669 | 682 | 685 | 735 | 93.2% |
| Thomas A. Edison Elementary School | 650 | 717 | 727 | 718 | 804 | 656 | 122.6% |
| Smith Springs Elementary School | 502 | 582 | 611 | 625 | 647 | 828 | 78.1% |
| Una Elementary School | 888 | 859 | 796 | 743 | 715 | 773 | 92.5% |
| | | | | | | | |
| Elementary Cluster Totals | 4,277 | 4,315 | 4,232 | 4,102 | 4,176 | 4,387 | 95.2% |
| | | | | | | | |
| Apollo Middle School | 785 | 803 | 828 | 839 | 814 | 843 | 96.6% |
| J. F. Kennedy Middle School | 776 | 773 | 786 | 793 | 807 | 899 | 89.8% |
| Margaret Allen Middle School | 471 | 488 | 444 | 426 | 490 | 551 | 88.9% |
| | | | | | | | |
| Middle School Cluster Totals | 2,032 | 2,064 | 2,058 | 2,058 | 2,111 | 2,293 | 92.1% |
| | | | | | | | |
| Antioch High School | 2,144 | 2,140 | 2,047 | 1,961 | 1,963 | 2,075 | 94.6% |
| | | | | | | | |
| Antioch Cluster School Totals | 8,453 | 8,519 | 8,337 | 8,121 | 8,250 | 8,755 | 94.2% |
| | | | | | | | |
| Cane Ridge Cluster | Oct. 15/16 | Oct. 16/17 | Oct. 17/18 | Oct. 18/19 | Oct. 19/20 | MNPS Program Cap | |
| A.Z. Kelley Elementary School | 782 | 821 | 805 | 840 | 854 | 833 | 102.5% |
| Cane Ridge Elementary School | 1,056 | 1,006 | 1,023 | 581 | 601 | 785 | 76.6% |
| Cole Elementary School | 812 | 847 | 808 | 743 | 763 | 779 | 97.9% |
| Eagle View Elementary School | | | | 503 | 642 | 760 | 84.5% |
| Henry Maxwell Elementary School | 628 | 640 | 648 | 592 | 591 | 658 | 89.8% |
| | | | | | | | |
| Elementary Cluster Totals | 3,278 | 3,314 | 3,284 | 3,259 | 3,451 | 3,815 | 90.5% |
| | | | | | | | |
| Antioch Middle School | 717 | 725 | 772 | 765 | 787 | 742 | 106.1% |
| Marshall Middle School | 799 | 869 | 917 | 935 | 948 | 911 | 104.1% |
| | | | | | | | |
| Middle School Cluster Totals | 1,516 | 1,594 | 1,689 | 1,700 | 1,735 | 1,653 | 105.0% |
| | | | | | | | |
| Cane Ridge High School | 1,764 | 1,800 | 1,856 | 1,734 | 1,852 | 1,722 | 107.5% |
| | | | | | | | |
| Cane Ridge Cluster School Totals | 6,558 | 6,708 | 6,829 | 6,693 | 7,038 | 7,190 | 97.9% |
| | | | | | | | |
| Glencliff Cluster | Oct. 15/16 | Oct. 16/17 | Oct. 17/18 | Oct. 18/19 | Oct. 19/20 | MNPS Program Cap | |
| Fall-Hamilton Enhanced Option School | 313 | 311 | 307 | 330 | 317 | 375 | 84.5% |
| Glencliff Elementary School | 457 | 551 | 533 | 554 | 603 | 657 | 91.8% |
| Glengarry Elementary School | 421 | 397 | 388 | 362 | 398 | 453 | 87.9% |
| Glenview Elementary School | 682 | 679 | 663 | 622 | 633 | 705 | 89.8% |
| Paragon Mills Elementary School | 887 | 728 | 623 | 623 | 598 | 634 | 94.3% |
| John B Whitsitt Elementary School | 530 | 456 | 447 | 432 | 449 | 475 | 94.5% |
| | | | | | | | |
| Elementary Cluster Totals | 3,290 | 3,122 | 2,961 | 2,923 | 2,998 | 3,299 | 90.9% |
| | | | | | | | |
| Wright Middle School | 773 | 716 | 716 | 745 | 803 | 931 | 86.3% |
| | | | | | | | |
| Middle School Cluster Totals | 773 | 716 | 716 | 745 | 803 | 931 | 86.3% |
| | | | | | | | |
| Glencliff High School | 1,459 | 1,361 | 1,252 | 1,168 | 1,208 | 1,346 | 89.7% |
| | | | | | | | |
| Glencliff Cluster School Totals | 5,522 | 5,199 | 4,929 | 4,836 | 5,009 | 5,576 | 89.8% |

Note: The blue highlight indicates that MNPS has approved capital funding to add capacity (new school, expansion, or land purchase).

MNPS School Enrollment and Capacity

| | Oct. 15/16 | Oct. 16/17 | Oct. 17/18 | Oct. 18/19 | Oct. 19/20 | MNPS Program Cap | |
|---|---------------|---------------|---------------|---------------|---------------|---------------------|---------------|
| Hillsboro Cluster | | | | | | | |
| Eakin Elementary School | 593 | 597 | 570 | 554 | 553 | 567 | 97.5% |
| Julia Green Elementary School | 495 | 458 | 427 | 446 | 445 | 467 | 95.3% |
| Percy Priest Elementary School | 539 | 522 | 535 | 492 | 495 | 494 | 100.2% |
| Sylvan Park Paideia Design Center | 462 | 464 | 459 | 434 | 425 | 467 | 91.0% |
| Waverly-Belmont | 295 | 420 | 481 | 543 | 502 | 562 | 89.3% |
| Elementary Cluster Totals | 2,384 | 2,461 | 2,472 | 2,469 | 2,420 | 2,557 | 94.6% |
| J T Moore Middle School | 627 | 695 | 677 | 762 | 771 | 641 | 120.3% |
| West End Middle School | 487 | 470 | 489 | 533 | 500 | 528 | 94.7% |
| Middle School Cluster Totals | 1,114 | 1,165 | 1,166 | 1,295 | 1,271 | 1,169 | 108.7% |
| Hillsboro High School | 1,278 | 1,287 | 1,208 | 1,211 | 1,206 | 1,409 | 85.6% |
| Hillsboro Cluster School Totals | 4,776 | 4,913 | 4,846 | 4,975 | 4,897 | 5,135 | 95.4% |
| Hillwood Cluster | | | | | | | |
| Charlotte Park Elementary School | 491 | 497 | 438 | 462 | 501 | 524 | 95.6% |
| Gower Elementary School | 721 | 699 | 617 | 594 | 601 | 723 | 83.1% |
| Harpeth Valley Elementary School | 784 | 780 | 748 | 706 | 700 | 770 | 90.9% |
| Westmeade Elementary School | 512 | 460 | 405 | 421 | 420 | 448 | 93.8% |
| Elementary Cluster Totals | 2,508 | 2,436 | 2,208 | 2,183 | 2,222 | 2,465 | 90.1% |
| Bellevue Middle School | 649 | 692 | 631 | 682 | 616 | 629 | 97.9% |
| H G Hill Middle School | 621 | 627 | 655 | 687 | 699 | 596 | 117.3% |
| Middle School Cluster Totals | 1,270 | 1,319 | 1,286 | 1,369 | 1,315 | 1,225 | 107.3% |
| Hillwood High School | 1,209 | 1,172 | 1,101 | 1,105 | 1,093 | 1,552 | 70.4% |
| Hillwood Cluster School Totals | 4,987 | 4,927 | 4,595 | 4,657 | 4,630 | 5,242 | 88.3% |
| Hunters Lane Cluster | | | | | | | |
| Amqui Elementary School | 588 | 545 | 502 | 464 | 459 | 629 | 73.0% |
| Bellshire Design Center | 530 | 498 | 358 | 359 | 344 | 560 | 61.4% |
| Gateway Elementary School | 297 | 289 | 281 | 253 | 206 | 270 | 76.3% |
| Goodlettsville Elementary School | 350 | 350 | 342 | 343 | 364 | 361 | 100.8% |
| Neelys Bend Elementary School | 393 | 389 | 322 | 270 | 302 | 429 | 70.4% |
| Old Center Elementary School | 338 | 341 | 346 | 356 | 363 | 311 | 116.7% |
| Taylor Stratton Elementary School | 632 | 572 | 514 | 506 | 496 | 591 | 83.9% |
| Elementary Cluster Totals | 3,128 | 2,984 | 2,665 | 2,551 | 2,534 | 3,151 | 80.4% |
| Goodlettsville Middle School | 479 | 521 | 571 | 618 | 599 | 578 | 103.6% |
| Madison Middle School | 608 | 546 | 570 | 550 | 567 | 911 | 62.2% |
| Middle School Cluster Totals | 1,484 | 1,302 | 1,141 | 1,168 | 1,166 | 1,489 | 78.3% |
| Hunters Lane High School | 1,619 | 1,531 | 1,425 | 1,336 | 1,308 | 2,062 | 63.4% |
| Hunters Lane Cluster School Totals | 6,231 | 5,817 | 5,231 | 5,055 | 5,008 | 6,702 | 74.7% |

Note: The blue highlight indicates that MNPS has approved capital funding to add capacity (new school, expansion, or land purchase).

1/27/2020

MNPS School Enrollment and Capacity

| | Oct. 15/16 | Oct. 16/17 | Oct. 17/18 | Oct. 18/19 | Oct. 19/20 | MNPS Program Cap | |
|--|---------------|---------------|---------------|---------------|---------------|---------------------|--------------|
| Maplewood Cluster | | | | | | | |
| Ida. B. Wells Elementary School | 243 | 227 | 253 | 302 | 259 | 413 | 62.7% |
| Chadwell Elementary School | 397 | 348 | 320 | 339 | 331 | 423 | 78.3% |
| Hattie Cotton Elementary School | 308 | 304 | 281 | 261 | 236 | 482 | 49.0% |
| Shwab Elementary School | 324 | 327 | 290 | 297 | 338 | 403 | 83.9% |
| Tom Joy Elementary School | 449 | 430 | 417 | 390 | 357 | 657 | 54.3% |
| | | | | | | | |
| Elementary Cluster Totals | 1,905 | 1,797 | 1,717 | 1,589 | 1,521 | 2,378 | 64.0% |
| | | | | | | | |
| Gra-Mar Middle School | 386 | 360 | 344 | 330 | 356 | 708 | 50.3% |
| Jere Baxter Middle School | 355 | 297 | 291 | 260 | 276 | 753 | 36.7% |
| | | | | | | | |
| Middle School Cluster Totals | 741 | 657 | 635 | 590 | 632 | 1,461 | 43.3% |
| | | | | | | | |
| Maplewood High School | 1,027 | 971 | 878 | 772 | 797 | 1,273 | 62.6% |
| | | | | | | | |
| Maplewood Cluster School Totals | 3,673 | 3,425 | 3,230 | 2,951 | 2,950 | 5,112 | 57.7% |
| | | | | | | | |
| | Oct. 15/16 | Oct. 16/17 | Oct. 17/18 | Oct. 18/19 | Oct. 19/20 | MNPS Program Cap | |
| McGavock Cluster | | | | | | | |
| Andrew Jackson Elementary School | 551 | 543 | 525 | 509 | 501 | 594 | 84.3% |
| Dodson Elementary School | 463 | 467 | 431 | 430 | 374 | 456 | 82.0% |
| Dupont Elementary School | 439 | 402 | 401 | 374 | 368 | 429 | 85.8% |
| Hermitage Elementary School | 324 | 352 | 328 | 316 | 299 | 380 | 78.7% |
| Hickman Elementary School | 531 | 563 | 503 | 502 | 460 | 598 | 76.9% |
| McGavock Elementary School | 276 | 273 | 270 | 277 | 275 | 334 | 82.3% |
| Napier Enhanced Option School | 388 | 400 | 314 | 312 | 302 | 501 | 60.3% |
| Pennington Elementary School | 322 | 312 | 288 | 275 | 291 | 410 | 71.0% |
| Ruby Major Elementary | 630 | 589 | 548 | 501 | 484 | 689 | 70.2% |
| Tulip Grove Elementary School | 580 | 574 | 508 | 492 | 537 | 733 | 73.3% |
| | | | | | | | |
| Elementary Cluster Totals | 4,504 | 4,475 | 4,116 | 3,988 | 3,891 | 5,124 | 75.9% |
| | | | | | | | |
| Donelson Middle School | 728 | 764 | 763 | 775 | 772 | 753 | 102.5% |
| Dupont Hadley Middle School | 658 | 616 | 658 | 645 | 609 | 652 | 93.4% |
| Dupont Tyler Middle School | 577 | 570 | 604 | 589 | 570 | 618 | 92.2% |
| Two Rivers Middle School | 523 | 468 | 417 | 424 | 409 | 731 | 56.0% |
| | | | | | | | |
| Middle School Cluster Totals | 2,486 | 2,418 | 2,442 | 2,433 | 2,360 | 2,754 | 85.7% |
| | | | | | | | |
| McGavock High School | 2,368 | 2,396 | 2,425 | 2,298 | 2,275 | 2,577 | 88.3% |
| | | | | | | | |
| McGavock Cluster School Totals | 9,358 | 9,289 | 8,983 | 8,719 | 8,526 | 10,455 | 81.5% |

Note: The blue highlight indicates that MNPS has approved capital funding to add capacity (new school, expansion, or land purchase).

1/27/2020

MNPS School Enrollment and Capacity

| | Oct. 15/16 | Oct. 16/17 | Oct. 17/18 | Oct. 18/19 | Oct. 19/20 | MNPS Program Cap | |
|---|-----------------------|-----------------------|-----------------------|-----------------------|-----------------------|-----------------------------|--------------|
| Overton Cluster | | | | | | | |
| Crieve Hall Elementary School | 451 | 452 | 448 | 470 | 460 | 575 | 80.0% |
| Granbery Elementary School | 735 | 740 | 713 | 753 | 739 | 743 | 99.5% |
| Haywood Elementary School | 872 | 820 | 694 | 669 | 620 | 774 | 80.1% |
| Shayne Elementary School | 763 | 754 | 731 | 766 | 758 | 729 | 104.0% |
| Norman Binkley Elementary School | 535 | 504 | 504 | 566 | 604 | 824 | 73.3% |
| Tusculum Elementary School | 719 | 693 | 764 | 737 | 783 | 809 | 96.8% |
| | | | | | | | |
| Elementary Cluster Totals | 4,075 | 3,963 | 3,854 | 3,961 | 3,964 | 4,454 | 89.0% |
| | | | | | | | |
| Croft Middle Design Center | 705 | 654 | 671 | 754 | 733 | 814 | 90.0% |
| McMurray Middle School | 801 | 854 | 797 | 795 | 790 | 861 | 91.8% |
| William Henry Oliver Middle School | 774 | 838 | 876 | 963 | 972 | 893 | 108.8% |
| | | | | | | | |
| Middle School Cluster Totals | 2,280 | 2,346 | 2,344 | 2,512 | 2,495 | 2,568 | 97.2% |
| | | | | | | | |
| John Overton High School | 1,923 | 2,027 | 2,023 | 1,941 | 2,032 | 1,980 | 102.6% |
| | | | | | | | |
| Overton Cluster School Totals | 8,278 | 8,336 | 8,221 | 8,414 | 8,491 | 9,002 | 94.3% |
| | | | | | | | |
| Pearl-Cohn Cluster | Oct. 15/16 | Oct. 16/17 | Oct. 17/18 | Oct. 18/19 | Oct. 19/20 | MNPS Program Cap | |
| Buena Vista Enhanced Option School | 325 | 290 | 286 | 243 | 201 | 458 | 43.9% |
| Cockrill Elementary School | 436 | 409 | 342 | 328 | 314 | 608 | 51.6% |
| Park Avenue Enhanced Option School | 459 | 479 | 423 | 363 | 334 | 847 | 39.4% |
| Churchwell Elementary | 447 | 392 | 342 | 300 | 299 | 643 | 46.5% |
| | | | | | | | |
| Elementary Cluster Totals | 1,667 | 1,570 | 1,393 | 1,234 | 1,148 | 2,556 | 44.9% |
| | | | | | | | |
| John Early Museum Magnet Middle School | 450 | 397 | 364 | 277 | 298 | 551 | 54.1% |
| McKissack Middle School | 347 | 346 | 332 | 312 | 294 | 573 | 51.3% |
| | | | | | | | |
| Middle School Cluster Totals | 797 | 743 | 696 | 589 | 592 | 1,124 | 52.7% |
| | | | | | | | |
| Pearl-Cohn Magnet High School | 804 | 696 | 699 | 594 | 616 | 1,160 | 53.1% |
| | | | | | | | |
| Pearl-Cohn Cluster School Totals | 3,268 | 3,009 | 2,788 | 2,417 | 2,356 | 4,840 | 48.7% |
| | | | | | | | |
| Stratford Cluster | Oct. 15/16 | Oct. 16/17 | Oct. 17/18 | Oct. 18/19 | Oct. 19/20 | MNPS Program Cap | |
| Dan Mills Elementary School | 526 | 533 | 527 | 545 | 545 | 562 | 97.0% |
| Inglewood Elementary School | 268 | 233 | 224 | 207 | 207 | 451 | 45.9% |
| Rosebank Elementary School | 310 | 302 | 260 | 310 | 324 | 380 | 85.3% |
| Warner Enhanced Option School | 369 | 294 | 301 | 231 | 214 | 529 | 40.5% |
| | | | | | | | |
| Elementary Cluster Totals | 1,703 | 1,511 | 1,312 | 1,293 | 1,290 | 1,922 | 67.1% |
| | | | | | | | |
| Isaac Litton Middle School | 486 | 468 | 503 | 488 | 464 | 528 | 87.9% |
| | | | | | | | |
| Middle School Cluster Totals | 894 | 468 | 503 | 488 | 464 | 528 | 87.9% |
| | | | | | | | |
| Stratford STEM High School | 724 | 1,125 | 1,111 | 1,010 | 951 | 1,278 | 74.4% |
| | | | | | | | |
| Stratford Cluster School Totals | 3,321 | 3,104 | 2,926 | 2,791 | 2,705 | 3,728 | 72.6% |

Note: The blue highlight indicates that MNPS has approved capital funding to add capacity (new school, expansion, or land purchase).

1/27/2020

MNPS School Enrollment and Capacity

| | Oct. 15/16 | Oct. 16/17 | Oct. 17/18 | Oct. 18/19 | Oct. 19/20 | MNPS Program Cap | |
|--|---------------|---------------|---------------|---------------|---------------|---------------------|--------------|
| Whites Creek Cluster | | | | | | | |
| Alex Green Elementary School | 345 | 306 | 304 | 261 | 241 | 349 | 69.1% |
| Cumberland Elementary School | 479 | 452 | 354 | 276 | 268 | 496 | 54.0% |
| Joelton Elementary School | 257 | 270 | 259 | 258 | 264 | 406 | 65.0% |
| Robert E. Lillard Elementary | 380 | 334 | 298 | 268 | 224 | 529 | 42.3% |
| | | | | | | | |
| Elementary Cluster Totals | 1,461 | 1,362 | 1,215 | 1,063 | 997 | 1,780 | 56.0% |
| | | | | | | | |
| Joelton Middle School | 418 | 343 | 330 | 324 | 293 | 483 | 60.7% |
| | | | | | | | |
| Middle School Cluster Totals | 418 | 343 | 330 | 324 | 293 | 483 | 60.7% |
| | | | | | | | |
| Whites Creek High School | 721 | 741 | 686 | 665 | 511 | 1,192 | 42.9% |
| | | | | | | | |
| Whites Creek Cluster School Totals | 2,600 | 2,446 | 2,231 | 2,052 | 1,801 | 3,455 | 52.1% |
| | | | | | | | |
| | Oct. 15/16 | Oct. 16/17 | Oct. 17/18 | Oct. 18/19 | Oct. 19/20 | MNPS Program Cap | |
| Lottery Schools | | | | | | | |
| Carter-Lawrence Magnet Elementary School | 366 | 340 | 296 | 289 | 274 | 467 | 58.7% |
| Glendale Elementary School | 427 | 435 | 430 | 433 | 441 | 432 | 102.1% |
| Hull-Jackson Montessori Magnet Elementary School | 503 | 468 | 464 | 442 | 434 | 532 | 81.6% |
| Jones Paideia Magnet School | 336 | 314 | 289 | 260 | 205 | 394 | 52.0% |
| Lockeland Design Center | 297 | 299 | 302 | 292 | 291 | 299 | 97.3% |
| Stanford Montessori Elementary School | 402 | 400 | 398 | 414 | 407 | 413 | 98.5% |
| | | | | | | | |
| Elementary Cluster Totals | 2,331 | 2,256 | 2,179 | 2,130 | 2,052 | 2,537 | 80.9% |
| | | | | | | | |
| East Nashville Middle School | | 466 | 434 | 361 | 330 | 400 | 82.5% |
| Haynes Middle Health/Medical Science Design | 270 | 283 | 253 | 251 | 217 | 517 | 42.0% |
| Head Magnet Middle School | 587 | 561 | 578 | 567 | 564 | 596 | 94.6% |
| Meigs Magnet Middle School | 687 | 696 | 684 | 684 | 693 | 675 | 102.7% |
| Rose Park Middle Math/Science Magnet | 441 | 446 | 431 | 448 | 440 | 495 | 88.9% |
| I.T. Creswell Arts Middle Magnet School | 433 | 427 | 415 | 421 | 361 | 626 | 57.7% |
| | | | | | | | |
| Middle School Cluster Totals | 2,418 | 2,879 | 2,795 | 2,732 | 2,605 | 3,309 | 78.7% |
| | | | | | | | |
| East Nashville Magnet High School | 1,131 | 747 | 746 | 711 | 679 | 750 | 90.5% |
| Hume-Fogg Magnet High School | 903 | 904 | 891 | 903 | 906 | 930 | 97.4% |
| Martin Luther King, Jr. Magnet | 1,211 | 1,235 | 1,222 | 1,269 | 1,278 | 1,496 | 85.4% |
| Nashville School of the Arts Magnet High School | 611 | 596 | 559 | 554 | 578 | 611 | 94.6% |
| | | | | | | | |
| High School Cluster Totals | 3,856 | 3,482 | 3,418 | 3,437 | 3,441 | 3,787 | 90.9% |

Note: The blue highlight indicates that MNPS has approved capital funding to add capacity (new school, expansion, or land purchase).

1/27/2020

MNPS School Enrollment and Capacity

| Special Schools | Oct. 15/16 | Oct. 16/17 | Oct. 17/18 | Oct. 18/19 | Oct. 19/20 | MNPS Program Cap | |
|---|---------------|---------------|---------------|---------------|---------------|---------------------|--------|
| Cambridge ELC | | 179 | 156 | 136 | 135 | N/A | |
| Bass Adult | 111 | 341 | 271 | 263 | 293 | N/A | |
| Bass Transition | 37 | 13 | 20 | 16 | 4 | N/A | |
| Bass ALC | 59 | 92 | 44 | 84 | 87 | N/A | |
| Big Picture School (M. Vaught Bldg.) | 182 | 152 | 138 | 131 | 149 | N/A | |
| Ivanetta H. Davis ELC | 188 | 186 | 155 | 159 | 155 | N/A | |
| Casa Azafran Early Learning Center | 78 | 76 | 82 | 83 | 85 | N/A | |
| Cora Howe | 104 | 108 | 105 | 98 | 81 | N/A | |
| Harris-Hillman Exceptional Education School | 135 | 117 | 205 | 186 | 139 | N/A | |
| Johnson ALC | 71 | 188 | 109 | 92 | 132 | N/A | |
| Metro Nashville Virtual School | 122 | 102 | 96 | 91 | 89 | N/A | |
| Middle College High School | 130 | 99 | 95 | 129 | 181 | N/A | |
| Murrell at Glenn | 55 | 64 | 67 | 43 | 45 | N/A | |
| Ross Early Learning Center | 212 | 222 | 214 | 207 | 222 | N/A | |
| The Academy at Old Cockrill | 74 | 63 | 69 | 66 | 64 | N/A | |
| The Academy at Opry Mills | 45 | 72 | 51 | 68 | 48 | N/A | |
| The Academy Hickory Hollow | 92 | 78 | 87 | 70 | 72 | N/A | |
| The Cohn Learning Center | 111 | 89 | 73 | 78 | 59 | N/A | |
| Other School Totals | 1,806 | 2,241 | 2,037 | 2,000 | 2,040 | | |
| Charter Schools | Oct. 15/16 | Oct. 16/17 | Oct. 17/18 | Oct. 18/19 | Oct. 19/20 | Capacity | |
| Cameron College Prep | 602 | 672 | 623 | 591 | 721 | 635 | 113.5% |
| Classical | 229 | 294 | 375 | 391 | 443 | N/A | |
| East End Prep | 514 | 633 | 752 | 878 | 906 | N/A | |
| Explore Community School | 85 | 160 | 225 | 283 | 432 | N/A | |
| Intrepid | 298 | 368 | 492 | 574 | 699 | N/A | |
| KIPP Academy Nashville | 375 | 369 | 360 | 370 | 378 | N/A | |
| KIPP HS | 198 | 267 | 334 | 386 | 430 | N/A | |
| KIPP Kirkpatrick ES | 180 | 299 | 404 | 481 | 402 | 470 | 85.5% |
| KIPP Nashville Collegiate Prep | 271 | 362 | 340 | 379 | 349 | N/A | |
| KIPP Nashville ES | | | 126 | 258 | 336 | N/A | |
| Knowledge Academy | 297 | 271 | 290 | 286 | 161 | N/A | |
| Knowledge Academy HS | 87 | 184 | 288 | 356 | 161 | N/A | |
| KA @ The Crossings | | 150 | 202 | 306 | 190 | N/A | |
| LEAD Academy High | 314 | 359 | 410 | 444 | 453 | N/A | |
| Lead Prep Southeast | 392 | 490 | 610 | 701 | 797 | N/A | |
| Liberty Collegiate Academy | 464 | 448 | 451 | 442 | 419 | N/A | |
| Nashville Academy of Computer Science | 180 | 301 | 391 | 297 | 220 | N/A | |
| Nashville Prep | 432 | 426 | 381 | 341 | 284 | N/A | |
| Purpose | 245 | 285 | 332 | 379 | 364 | N/A | |
| RePublic High School | 166 | 322 | 483 | 657 | 629 | N/A | |
| Rocketship Tennessee | 487 | 544 | 404 | 398 | 490 | N/A | |
| Rocketship United | 368 | 532 | 491 | 542 | 550 | N/A | |
| Smithson-Craighhead Elementary Academy | 231 | 191 | 181 | 181 | 206 | N/A | |
| STEM Prep | 421 | 533 | 519 | 531 | 522 | N/A | |
| STEM Prep HS | 133 | 250 | 369 | 466 | 488 | N/A | |
| Strive Collegiate Academy | 121 | 190 | 252 | 352 | 377 | N/A | |
| Valor Flagship | 272 | 373 | 484 | 727 | 951 | N/A | |
| Valor Voyager Academy | 234 | 376 | 487 | 520 | 494 | N/A | |
| Charter School Total | 7,788 | 9,864 | 11,296 | 12,675 | 12,852 | 1,105 | |
| Brick Church College Prep | 359 | 331 | 330 | 304 | 337 | 823 | 40.9% |
| Neelys Bend College Prep | 131 | 250 | 436 | 498 | 523 | 742 | 70.5% |
| KIPP Nashville ES (Antioch) | | | | 100 | 297 | N/A | |
| KIPP Nashville MS (Antioch) | | | | | 125 | N/A | |

Note: The blue highlight indicates that MNPS has approved capital funding to add capacity (new school, expansion, or land purchase).

SEL and Behavior Data Update



METRO
NASHVILLE
PUBLIC
SCHOOLS

2019-20 District Priority KPI (Behavior)

| KPI | Results | Notes |
|---|-------------|---|
| Reduce behavior incident rates for all students while decreasing the rate of out-of-school suspensions of African-American students from 14.5 percent to 12.7 percent by May 2020. | 8.8% | District rate was 9.4% at this time last year. |

Top 10 Offenses Year-to-Date

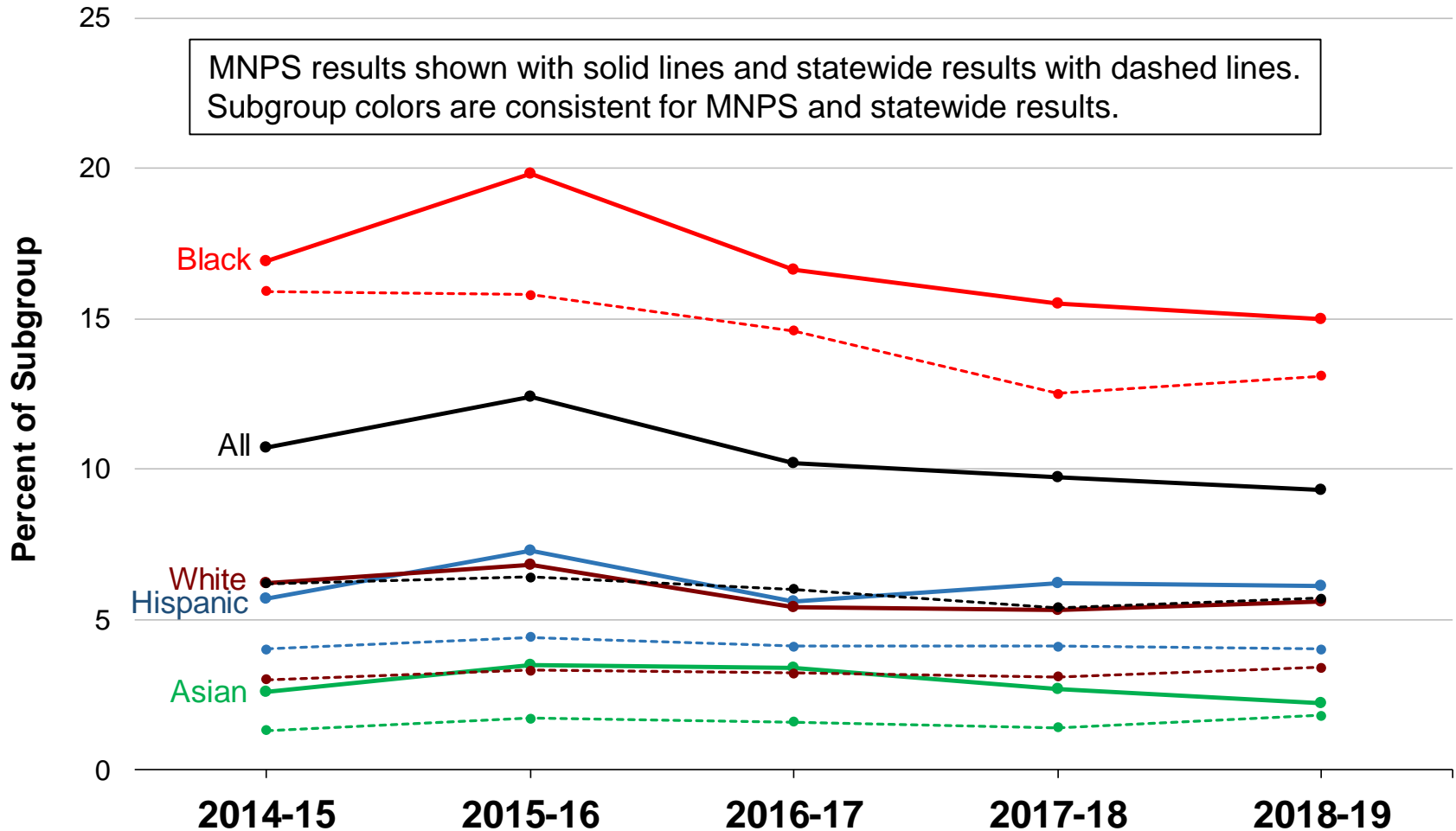
| Offense |
|--|
| 211 Cutting Class |
| 204 Disruption of School |
| 300 Repeat Violations Type 2 |
| 102 Noncompliance with a Reasonable Request |
| 200 Repeat Violations Type 1 |
| 311 Fighting |
| 212 Inappropriate Physical Contact with Other Students |
| 303 Noncompliance with Administrative Directive |
| 100 Tardy to Class or School |
| 203 Electronic Devices |

2019-20 Percent of Students Having One or More Behavior Incidents by Race/Ethnicity and Gender

| Race/ Ethnicity | Any Incident | | | Exclusionary* | | |
|--------------------|--------------|-------|-------|---------------|-------|-------|
| | Female | Male | Total | Female | Male | Total |
| Asian | 3.0% | 5.4% | 4.2% | 0.7% | 2.1% | 1.4% |
| Black | 14.5% | 21.7% | 18.1% | 7.5% | 11.7% | 9.6% |
| Hispanic | 7.7% | 12.9% | 10.4% | 2.7% | 5.1% | 3.9% |
| Native American | 7.1% | 9.0% | 8.1% | 4.1% | 4.0% | 4.0% |
| Pacific Islander | 8.2% | 10.1% | 9.2% | 0.0% | 5.8% | 2.8% |
| White | 5.7% | 10.4% | 8.2% | 1.9% | 4.1% | 3.0% |
| Total | 9.7% | 15.3% | 12.6% | 4.4% | 7.3% | 5.9% |

*Incident resulting in out-of-school suspension, remandment or expulsion.

Percent of Students by Race/Ethnicity with One or More Out of School Suspension



Paradigm Shift

When choosing a behavior response within the range of possible responses, an administrator must consider:

- » the student's age, health, disability, decision-making ability and prior intervention history
- » the student's willingness to repair the harm
- » the seriousness of the act
- » the harm caused or the potential to cause harm, including any injuries caused
- » the extent of actual disruption to the learning environment
- » whether the act was intentional

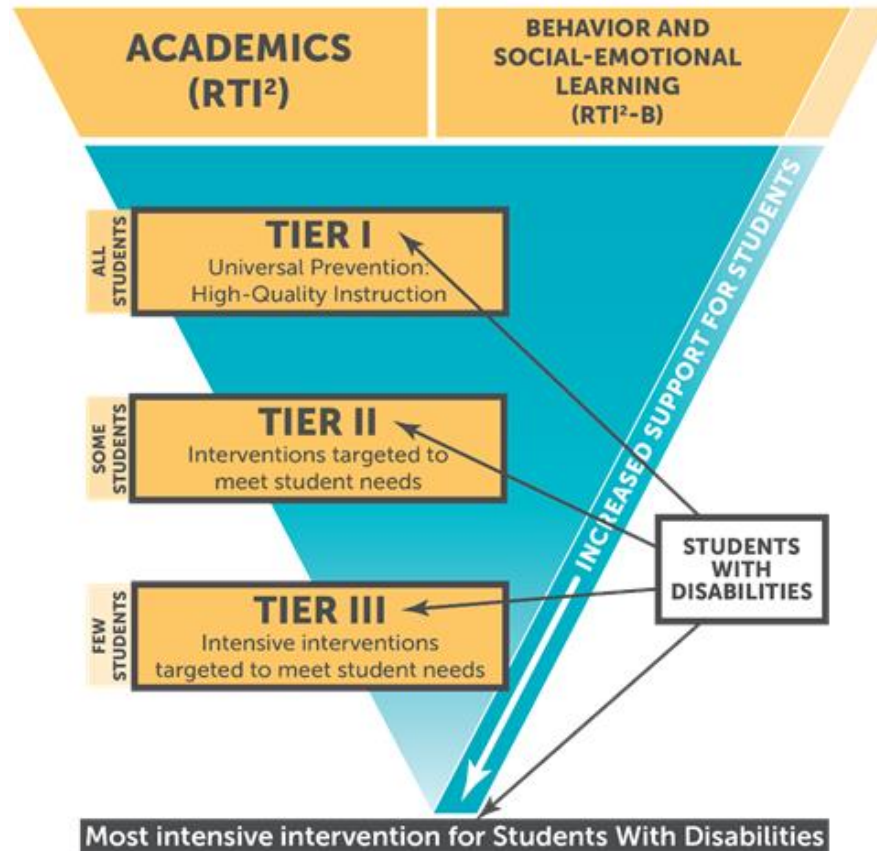
DISCIPLINE TABLE

| BEHAVIOR | CODE | DEFINITION | RESPONSE | MIDDLE & HIGH OSS | MIDDLE & HIGH SCHOOL EXPULSION | ELEMENTARY OSS |
|---|------|---|----------|-------------------|--------------------------------|----------------|
| TYPE 1 BEHAVIORS | | | | | | |
| Tardy to School, Bus or Class | 100 | Arriving late to school, bus, class or activity. | A | NO | NO | NO |
| Noncompliance With a Reasonable Request | 102 | Not following the reasonable request of a teacher, administrator or staff member. | A | NO | NO | NO |
| Agitating Other Students | 103 | Unwanted and/or unreciprocated picking on or bothering of other students. | A | NO | NO | NO |
| Profane or Indecent Language | 104 | Using profane or indecent language, such as cursing. If directed at teacher, staff member or administrator, see Code 301. | A | NO | NO | NO |
| Possession of Fireworks | 106 | Knowingly possessing fireworks. Fireworks will be confiscated and not returned. | A | NO | NO | NO |
| Dress Code Violation | 107 | Wearing clothing that does not comply with the school's Standard School Attire policy or requirements for appropriate dress. | A | NO | NO | NO |
| TYPE 2 BEHAVIORS | | | | | | |
| Repeated Violations of a Pattern of Same Type 1 Behaviors, With Evidence of Implemented Interventions | 200 | Three or more of the same Type 1 behaviors occurring within one quarter that continue after interventions addressing the specific behavior have been implemented. Interventions must be documented in the referral and in Support and Intervention. | A, B, T | NO | NO | NO |
| Possession of Tobacco Products | 202 | Possessing any tobacco products, including but not limited to, cigarettes, cigars, vapor or e-cigarettes, or chewing tobacco. All items will be confiscated and not returned. Students under 18 will be issued a citation. | A, B | NO | NO | NO |
| Electronic Devices | 203 | Using a cell phone, electronic device, or the internet for non-educational purposes or without the permission of the classroom teacher or school administrator. | A, B | NO | NO | NO |
| Disruption of Classroom | 204 | Continuously and intentionally disrupting the classroom learning environment to the extent that the learning of other students or the routine functioning of the class is significantly impaired. The discipline referral must describe the significant impairment to the learning or routine functioning of the class. | A, B | NO | NO | NO |
| Gambling | 208 | Betting on games or activities for money or things of value. | A, B | NO | NO | NO |
| Drug Paraphernalia | 210 | Possessing any material used to produce or consume illegal drugs. Drug paraphernalia includes, but is not limited to, bongs, roach clips, miniature spoons and pipes used to consume illegal drugs. All items will be confiscated and not returned. | A, B | NO | NO | NO |

METRO NASHVILLE PUBLIC SCHOOLS (MNPS) MULTI-TIERED SYSTEM OF SUPPORT (MTSS)



EXCEEDING
GREAT
EXPECTATIONS



Direction of Discipline


Moving From

Reactive

Punishing/Punitive

Reprimands

Loss of Privileges



Moving To

Proactive

Preventative

Teaching & Reinforcing

Intervening Early

Evidence-Based Practices

| SEL Foundations | Restorative Practices | RTI-B (PBIS)-Tier I (Pyramid for PK & K) |
|---|--|---|
| <p>Strategies and Practices for:</p> <ul style="list-style-type: none"> •Teaching important SEL competencies and skills •Integrating SEL competencies and skills into academic instruction •Facilitating community gatherings and advisory circles •Mindfulness practices •Respectful communication •Predictable routines and procedures •Restorative discipline | <p>Strategies to:</p> <ul style="list-style-type: none"> •Facilitate circles that foster safety and trust •Build positive relationships •Create healthy school communities •Develop non-punitive responses to student harm •Encourage accountability, repairing harm, restoring relationships •Teach pro-social skills | <p>Teams learn effective meeting practices & develop:</p> <ul style="list-style-type: none"> •Clearly defined behavioral expectations •Lessons and plans for teaching the expectations •Acknowledgment systems for students, staff, families •Family & community involvement plans •Plan for data analysis •School-wide discipline plan •Plan for training staff |

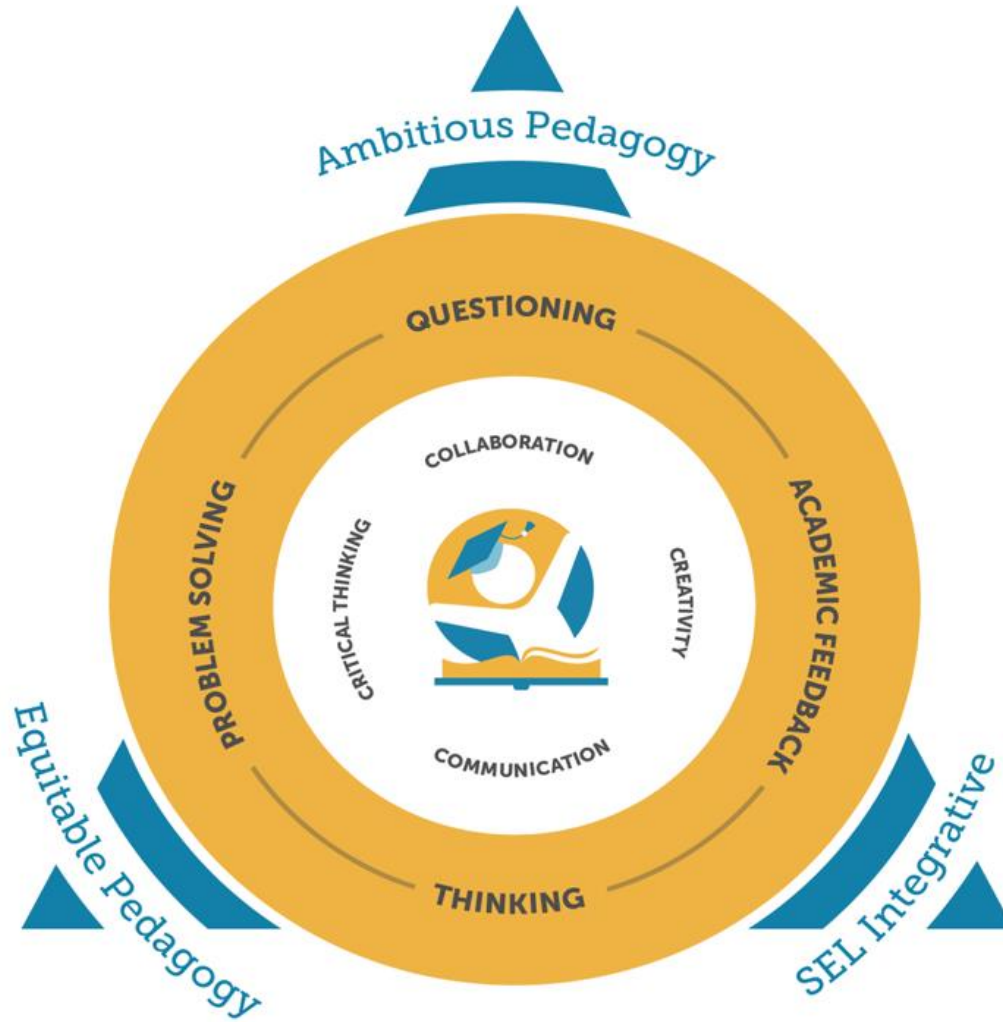
| Myth | Fact |
|---|---|
| <p>Social Emotional Learning is just about behavior.</p> | <p>SEL interventions that address CASEL’s five core competencies increased students’ academic performance by 11 percentile points, compared to students who did not participate in such SEL programs.</p> |
| <p>Social Emotional Learning and Restorative Practice only teach students about feelings.</p> | <p>SEL and RP help students develop a wide range of skills from coping with feelings to decision-making.</p> |
| <p>Students learn social emotional skills automatically.</p> | <p>SEL skills are often referred to as “soft skills,” but they’re just as important as “hard skills” and often more difficult to learn. These skills have to be taught and practiced continually.</p> |
| <p>Social Emotional Learning and Restorative Practice is only for students with behavioral issues.</p> | <p>SEL and Restorative Practice is for <i>ALL</i> students.</p> |
| <p>Restorative Practice is a discipline approach that does not hold students accountable for their actions.</p> | <p>Restorative Practice is a framework that promotes accountability, following rules and procedures, and addresses the needs of both the offender and victim without the criminalization of the offender.</p> |

Continuum of Behavior/SEL support provided:

- Professional development for all three Tier I practices
- Tier 1 Fidelity checks for schools to utilize and make team decisions
- Community Gathering Lesson Plans (9 weeks)
- SEL Walkthroughs and the Collaborative Inquiry Process
- Supplemental Trainings:
 - Implicit Bias
 - Peer mentoring/Rites of Passage
 - Classroom Management (COMP)
 - Functional Behavior Assessments and Behavior Intervention Plans
 - Student Re-entry Support
 - Calm Down Strategies Training for Families
 - Teacher Fellowship Focused on Building Partnerships with Families

High
EXPECTATIONS

Shared
ACCOUNTABILITY



Positive
CULTURE

Distributed
LEADERSHIP